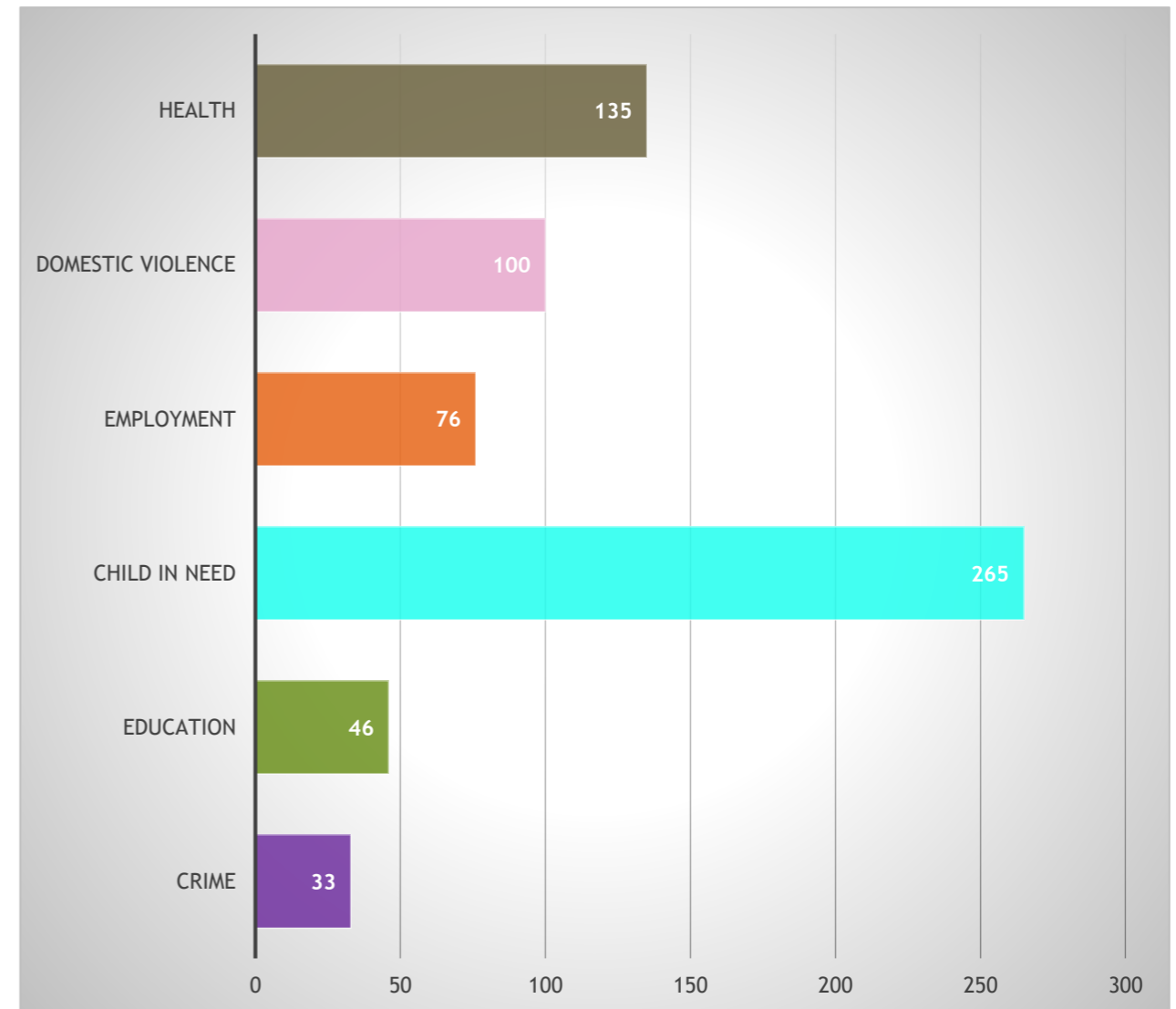
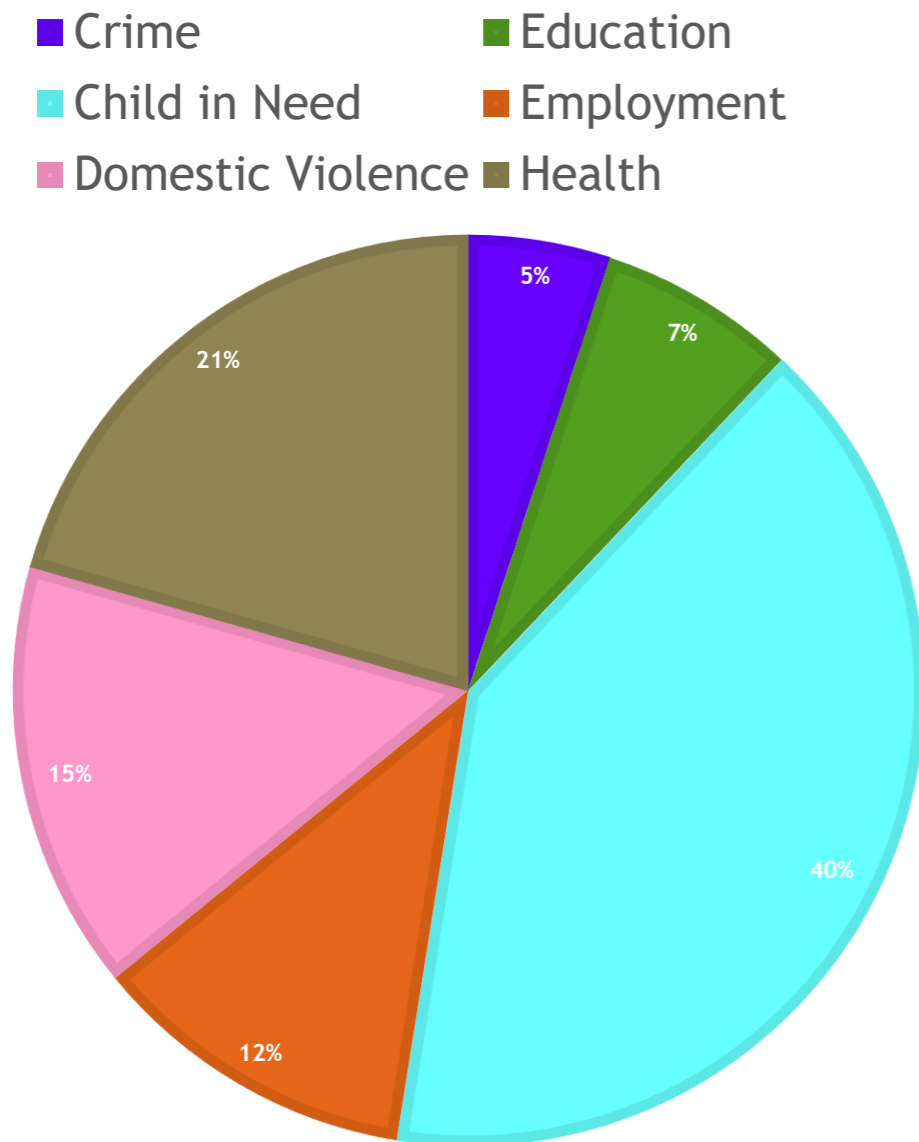


Family Services

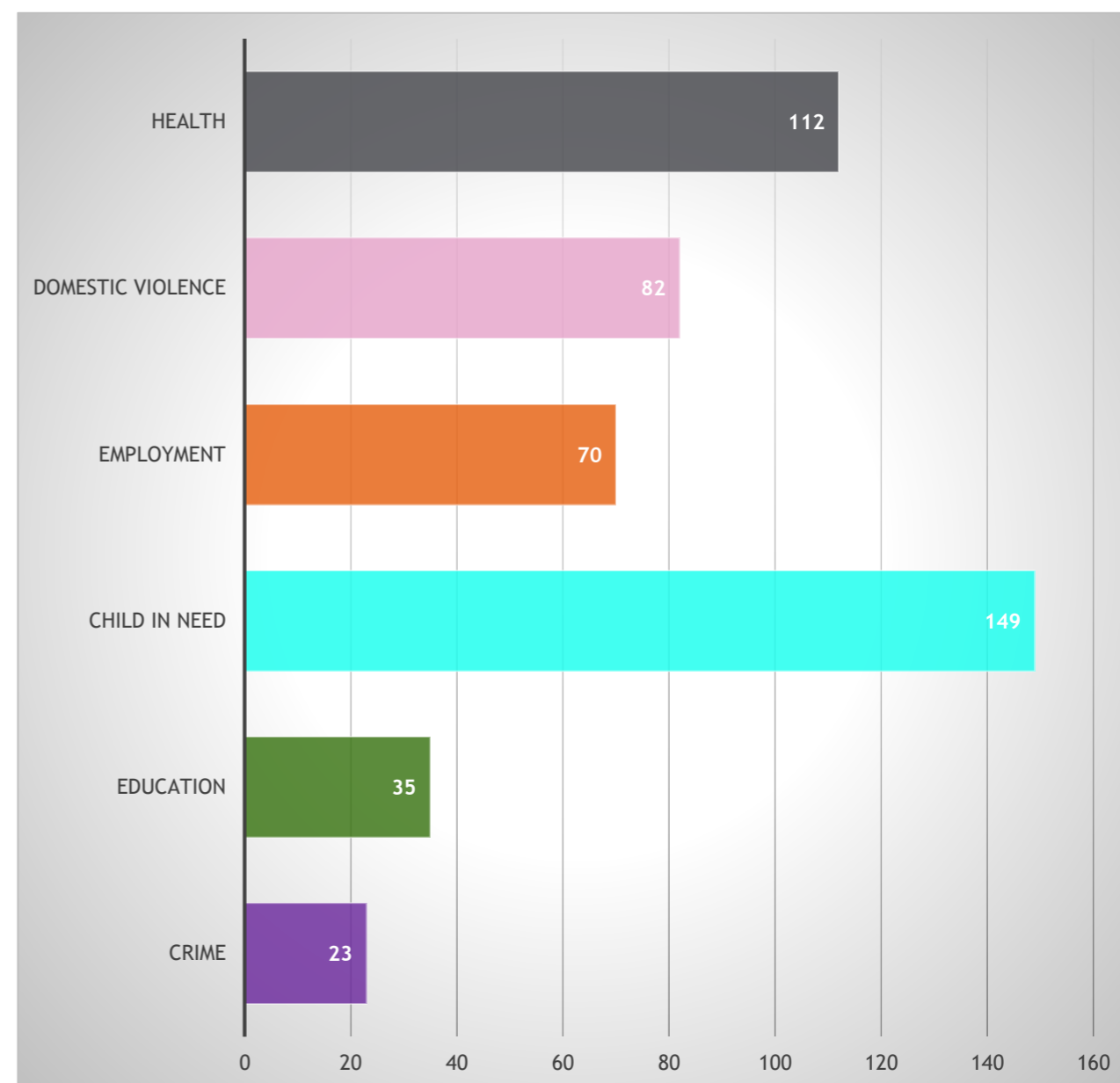
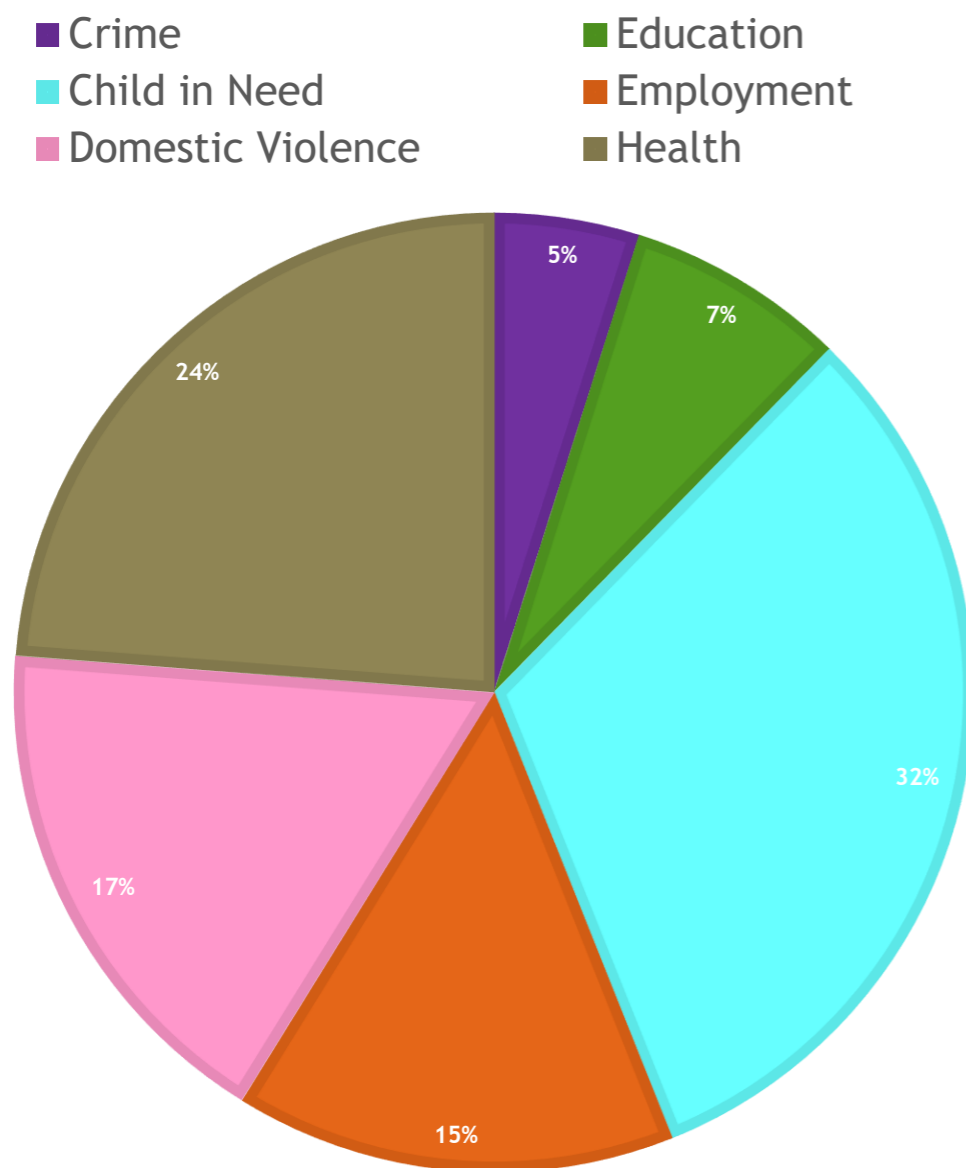
Update for Safer Communities Partnership
October 2020

Troubled Families March - October 2020



- ▶ The Phase 2 Troubled Families Programme ended 31st March 2020; Barnet successfully claimed for 'turnaround' on all 2,220 families attached the programme.
- ▶ The Ministry of Housing, Local Government and Communities (MHLGC) confirmed a further one year of funding for 2020/21 and allocated funding for Barnet to work with 372 additional families (47% claimed to date)

2 + Domains of Need Identified



- “Child in need” remains the most common domain.
- Families meeting 2 + criteria more likely to meet Health domain
- Domestic Violence and Employment also more likely to be identified
- Likely to see an increase in the employment domain in the next period

Barnet Youth Offending Service

Strategic priorities dashboard – Reducing Reoffending

	2018/19	2018/19	2019/20	2019/20	2019/20	2020/21	18/19 Q4 & 19/20 Q1	19/20Q4 & 20/21 Q1	Previous year comparison and trend
	Q4(Jan-Mar)	Q1(Apr-Jun)	Q2(Jul-Sep)	Q3(Oct-Dec)	Q4(Jan-Mar)	Q1(Apr-Jun)	Jan-Jun		
a) Offences with outcomes Note the most recent Q may be artificially low due to offences not yet acquiring an outcome	93	86	52	55	37	26	179	63	↓ -116
b) Offences with no outcomes	141	149	20	32	65	105	290	170	↓ -120
Total recorded offences (a+b)	234	235	72	87	102	131	469	233	
No. of custodial sentence disposals (Not including remand)	0	2	2	2	0	2	2	2	→ 0
Percentage of young people engaging in ETE at end of order	48% (24/50)	44% (19/43)	50% (14/28)	43% (12/28)	53% (20/38)	53% (10/19)	46% (43/95)	53% (29/69)	↑ 6.5%

- Offences (including non outcomes) have fallen by 50% *. This maybe due to the Covid19 backlog in Court where cases have been adjourned for trial and sentencing. An increase in Court outcomes is expected in the next quarter as Court Services start to clear the backlog.
- As of Q1 20/21 The custody rate remains low at 1.5% of the cohort
- Education Training Employment (ETE) continues to remaining above the London average of 47% and has seen a 6.5% improvement from last year. *(Q4 18/19 + Q1 19/20) vs (Q4 19/20 + Q1 20-21)

Strategic priorities dashboard – Protecting the public & safeguarding young people

	2018/19	2018/19	2019/20	2019/20	2019/20	2020/21	18/19 Q4 & 19/20 Q1	19/20Q4 & 20/21 Q1	Previous year comparison and trend
	Q4(Jan-Mar)	Q1(Apr-Jun)	Q2(Jul-Sep)	Q3(Oct-Dec)	Q4(Jan-Mar)	Q1(Apr-Jun)	Jan-Jun		
No. of serious incidents	0	0	1	0	0	0			
No. of young people assessed as highly vulnerable being worked with (Safety and wellbeing)	52	52	49	40	38	28	104	66	↓ -38
No. of young people assessed as having a high likelihood of reoffending	53	38	24	32	39	28	91	67	↓ -24
No. of young people assessed as being high risk of harm being worked with	24	20	17	14	14	11	44	25	↓ -19

- There have been no serious incidents for the last 3 quarters.
- Vulnerability has fallen by 36%*
- Risk of reoffending has fallen by 26%*
- High risk of serious harm has fallen by 43%*

*(Q4 18/19 + Q1 19/20) vs (Q4 19/20 + Q1 20-21)

Strategic priorities dashboard - Ensuring sentence is served

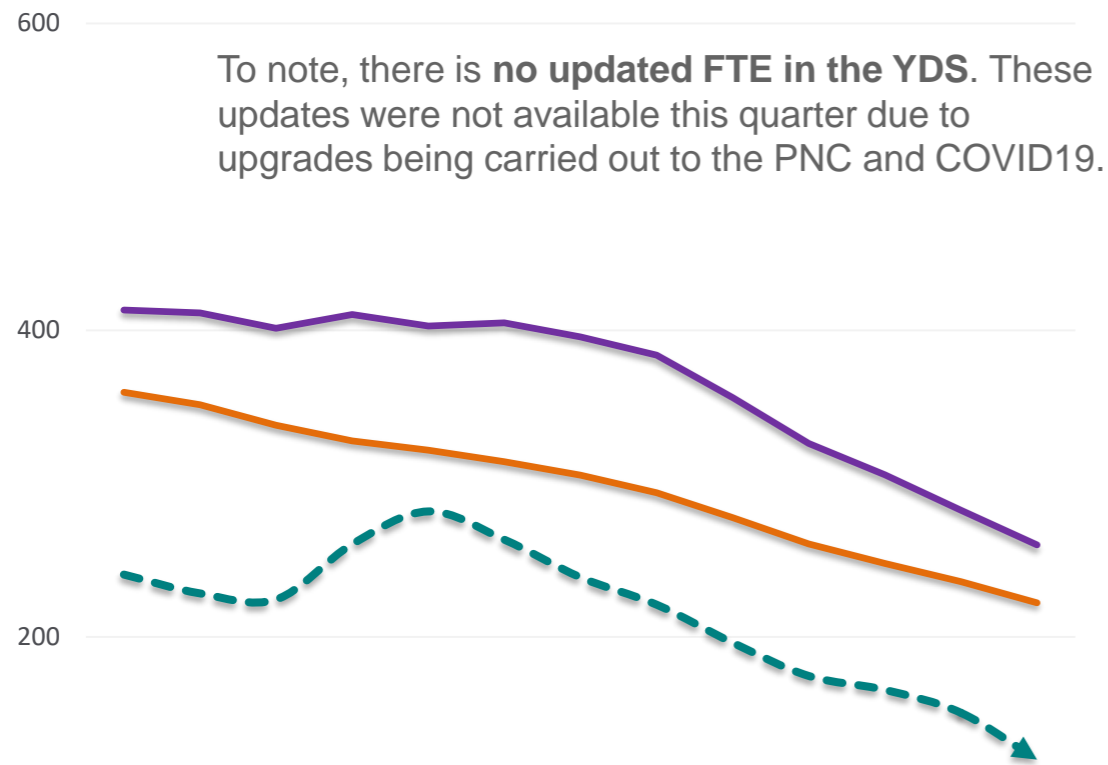
	2018/19	2018/19	2019/20	2019/20	2019/20	2020/21	18/19 Q4 & 19/20 Q1	19/20Q4 & 20/21 Q1	Previous year comparison and trend
	Q4(Jan-Mar)	Q1(Apr-Jun)	Q2(Jul-Sep)	Q3(Oct-Dec)	Q4(Jan-Mar)	Q1(Apr-Jun)	Jan-Jun		
Compliance: Percentage of planned appointments attended	73.4% (1198/1632)	77.9% (1425/1829)	73.5% (1299/1767)	71.7% (1090/1520)	68.0% (1162/1709)	81.5% (748/918)	75.7% (2623/3461)	74.8% (2761/3889)	↓ -0.9%
Number of breaches	2	3	2	4	0	4	5	4	↓ -1

- The total number of statutory contacts has fallen by 48% in Q1 20/21 due to restrictions imposed by Covid-19; compliance has increased 13.5% from the last quarter
- Breaches remain at a consistent level compared to **Q4 18/19 + Q1 19/20 vs Q4 19/20 + Q1 20-21)**

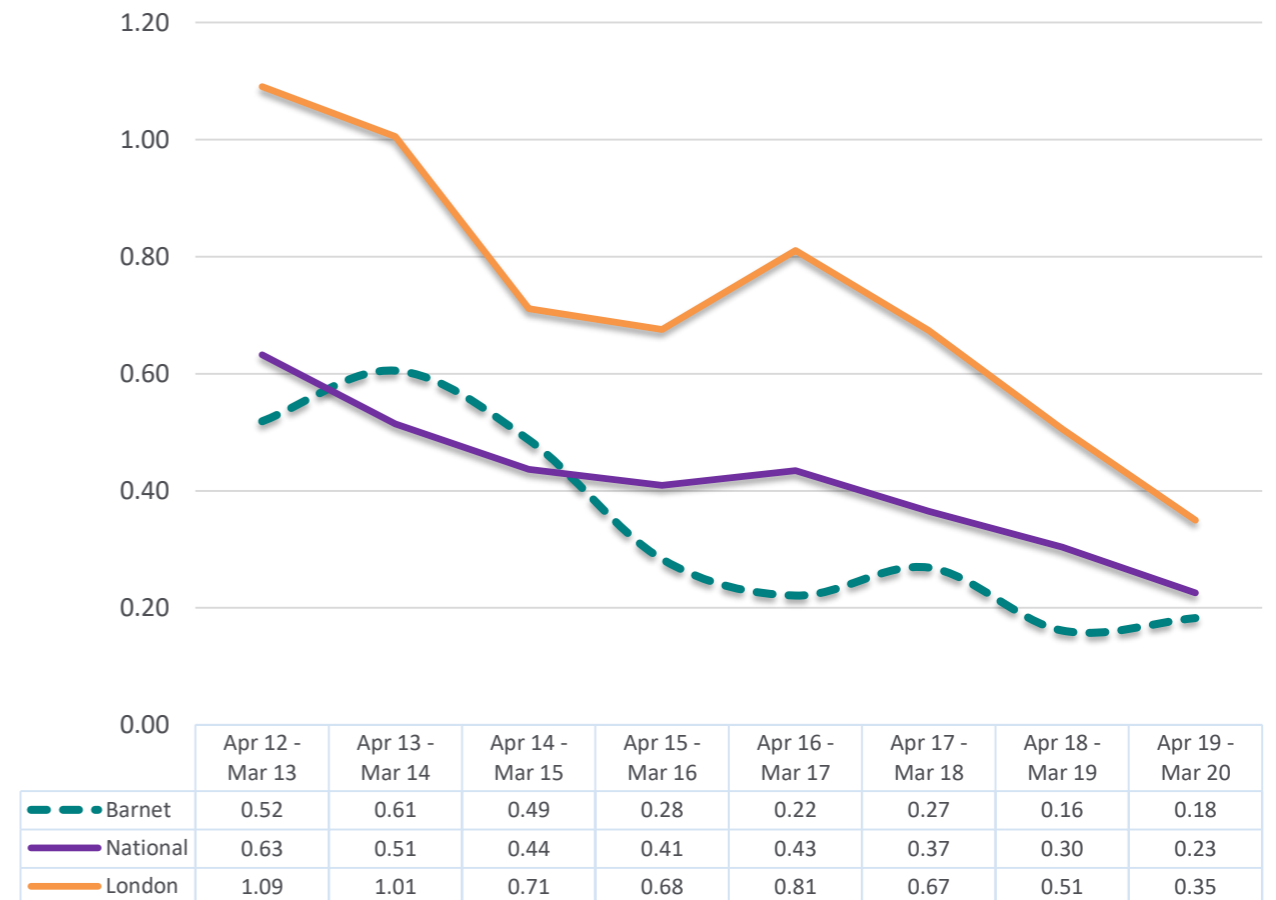
National Indicators: Custody & First Time Entrants

An update to FTE and Custody rate data is not available in YDS 103 due to MoJ's prioritisation of data gathering/analysis during the Covid-19 pandemic.

Rate of FTEs per 100,000 under 18's - Apr 18 - Mar 19



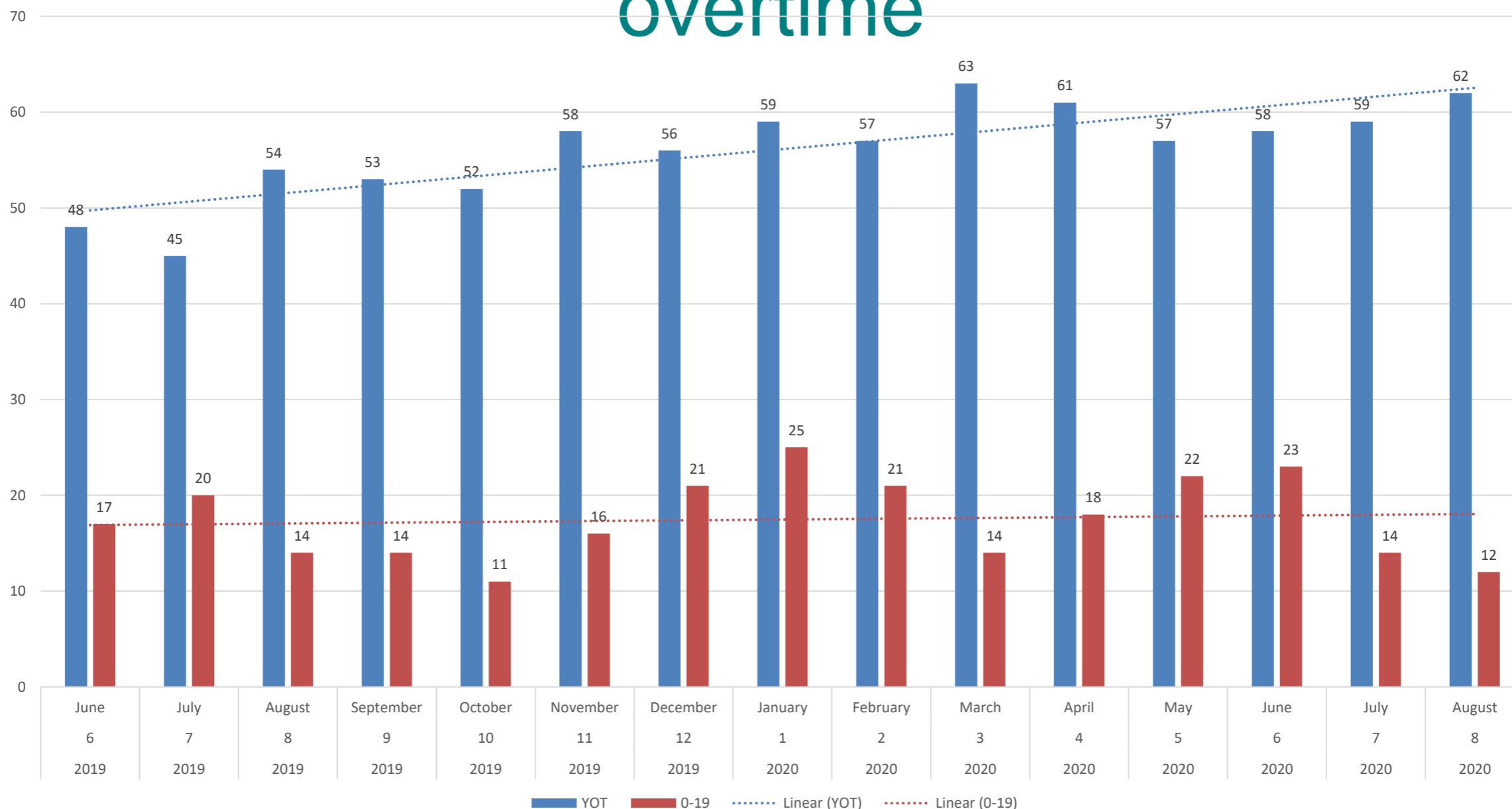
Custody Rate per 1,000 Young People



	Apr 15 - Mar 16	Jul 15 - Jun 16	Oct 15 - Sep 16	Jan 16 - Dec 16	Apr 16 - Mar 17	Jul 16 - Jun 17	Oct 16 - Sep 17	Jan 17 - Dec 17	Apr 17 - Mar 18	Jul 17 - Jun 18	Oct 17 - Sep 18	Jan 18 - Dec 18	Apr 18 - Mar 19
Barnet	241	228	224	260	282	263	239	221	196	175	165	151	120
London	413	411	401	410	403	405	396	384	356	326	306	283	260
England & Wales	360	351	338	328	322	314	305	294	278	261	248	236	222

- Barnet's FTE per 100k rate continues to outperform London and National scores.
- The number of first time entrants are at the lowest point in the report period (3 years) .
- Barnet's custody per 1000 rates continues to fall in line with London and National rates both of which remain higher than Barnet.

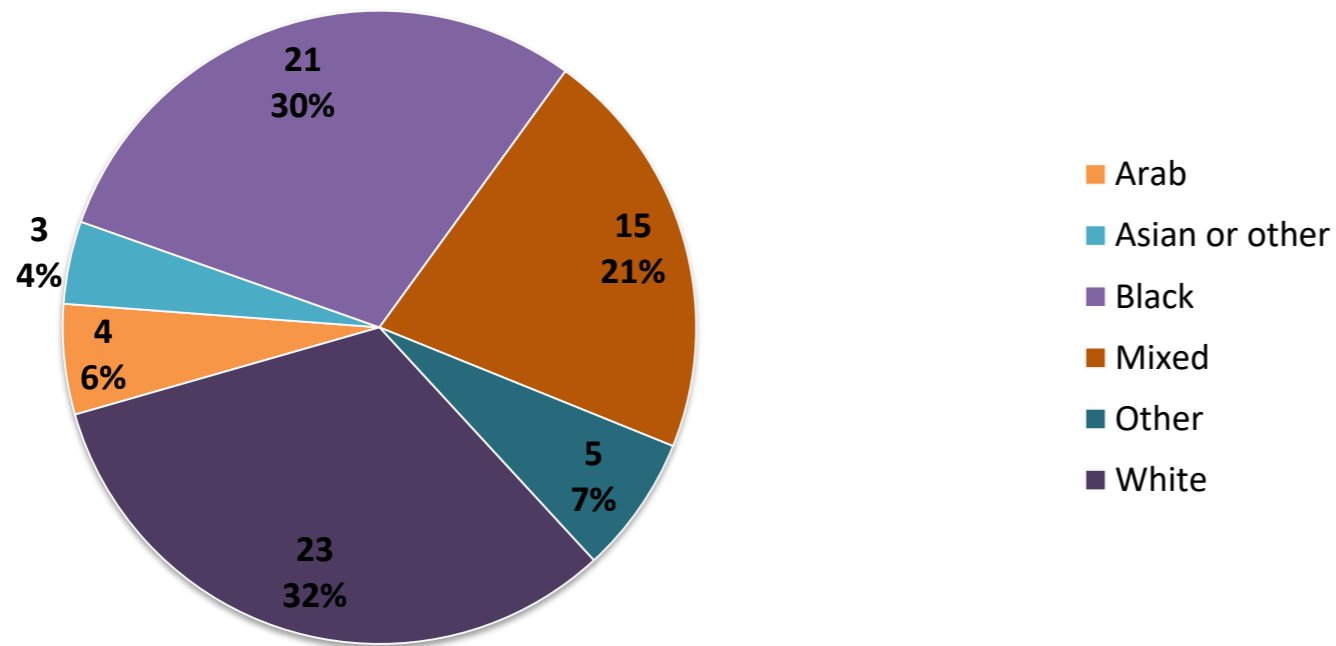
YOT and 0-19 Caseload Interventions overtime



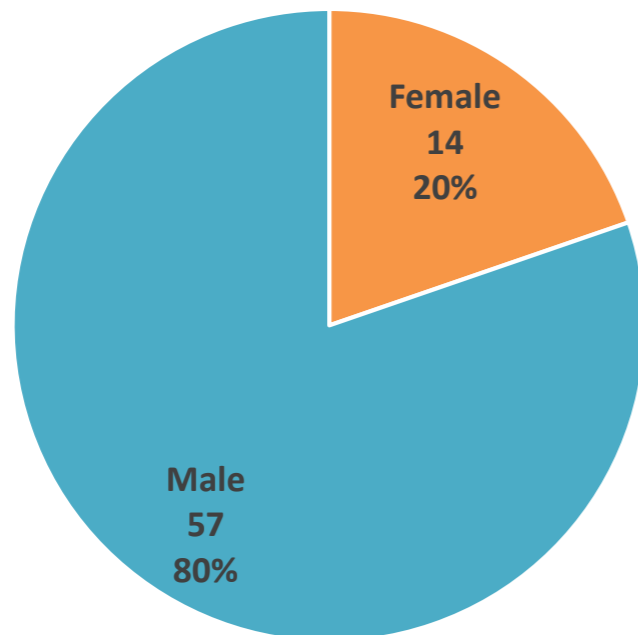
- Over the last 15 months the YOT caseload has increased by approximately 24%
- This is partly due to an increase in young people aged 18+ being held in the YOS whilst transitions have been suspended over the Covid19 period
- Over the same period Youth Cautions and Triages have stayed around the same

Statutory Caseload Age/Ethnicity/Gender

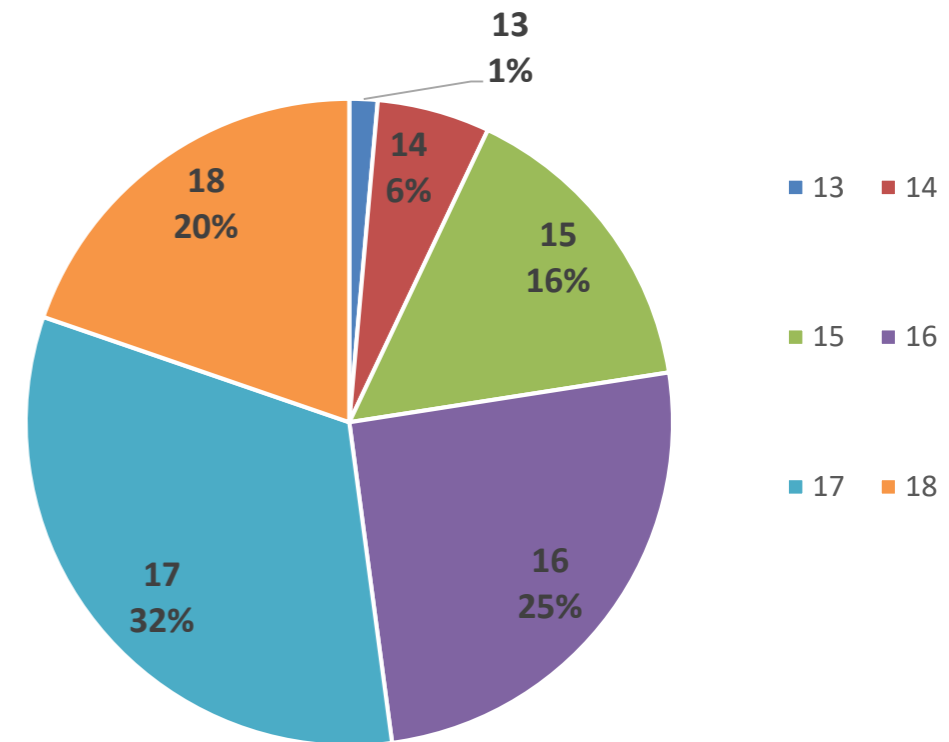
Ethnicity breakdown



Gender breakdown



Current Age



The data represents a snapshot of young people currently on statutory orders being supervised by the YOT.

Data produced on: 24/08/2020 at which point there were 71 clients on statutory orders

YOT and 0-19 Caseload 3rd September 2020

Interventions	Total
Triages	10
Youth Cautions	1
No. of Cases Open to 0-19 Early Help	11
Interventions	Total
Youth Conditional Cautions	4
Referral Orders	39
Youth Rehabilitation Orders	12
Youth Rehabilitation Orders with ISS	3
Remand in Custody	4
Remand in LA	1
Section 90/91	3
Section 226 (Life)	2
Bail Support Programme	6
DTO Post Custody/Licence Programme	2
Criminal Behaviour Order	3
No. of Cases Open to YOS	76

The data represents a snapshot of young people currently on statutory orders being supervised by the YOT.

Data collected from August 2020. At this time there were 71 clients on statutory orders

▶ Operation Harbinger

Barnet MASH are signing up to join Operation Harbinger which aims to ensure that critical information is shared within the “Golden Hour” (first hour) of young people being booked into Colindale Police custody. The approach aims to promote the welfare needs of young people whilst managing risk to the public.

▶ Resettlement and Transition

Barnet YOS have engaged the Head of Casework, Youth Custody Service Placement & Resettlement the Safeguarding Lead Youth Custody Service/HM Prison and Probation Service to pilot join up at the Barnet YOS Resettlement and After Care (RAC) meetings. The pilot commenced in September 2020. Housing have also been joined to the meetings to explore remote housing applications from custody to minimise delay in resettlement planning

▶ Referral Order Panel and Recruitment of Community Volunteers

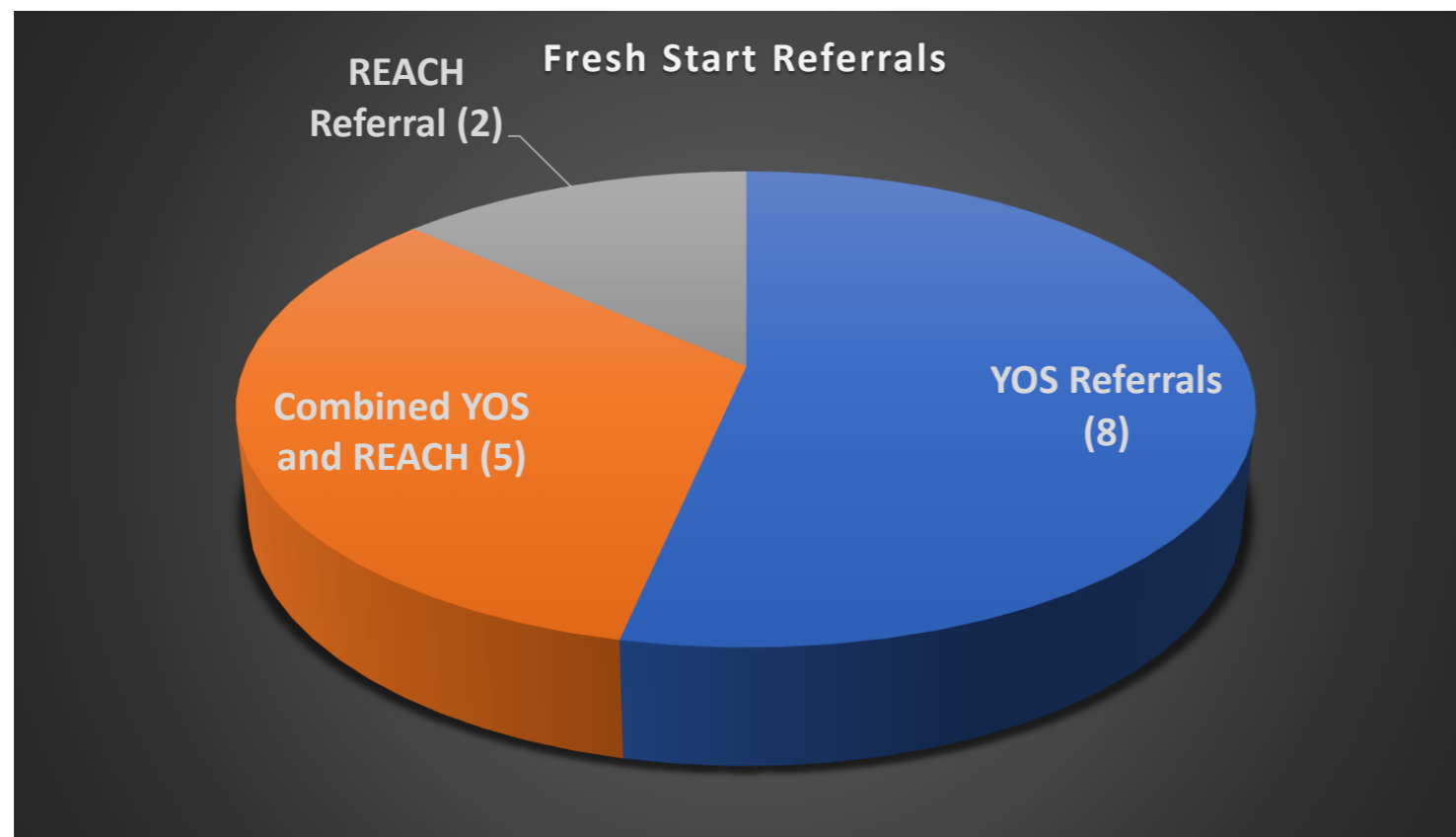
Barnet YOS has continued to deliver business as usual services including the twice weekly Referral Order Panel Meeting (virtually and face-to-face). The service has developed the Volunteer Handbook alongside a range of leaflets for children and young people and parents

► Pupil Placement Panel

Barnet YOS, Early Help and REACH Team are now attending the Pupil Placement Panel Meeting to ensure children who are excluded from school are provided with holistic support to attend alternative provision and/or transfer to another school setting

► Fresh Start in Education

Barnet Family Services have commissioned Fresh Start in Education to work as part of a MOPAC funded initiative to support young people excluded from mainstream education bridge the gap back to education.



YOS FS Referrals	8
YOS & REACH FS Referrals	5
REACH FS Referrals	2
Total no. of referrals	15

Vulnerable Adolescents

- ▶ Vulnerable Adolescents Strategy 2020 - 2020 & Annual Report has been developed and published on Barnet's Safeguarding Children Partnership Website <https://thebarnetscp.org.uk/bscp/professionals/adolescent-risk>
- ▶ A multi-agency Action Plan is currently in development to address the key priorities set out in the Strategy:

Priority 1: Multi-Agency Leadership

Priority 2: Engaging Children & Young People

Priority 3: Tackling Disproportionality

Priority 4: Predict & Prevent

Priority 5: Identify and Intervene

Priority 6: Disrupting and Stopping perpetrators

Priority 7: Transitional Safeguarding

Current Grant Funded Projects

- ▶ Trusted Relationships: School and Community Based prevention and intervention approaches in partnership with Growing Against Violence Education (GAV-Ed) & Art Against Knives and MAC-UK delivering prevention programmes in Creative Safe Spaces (Nail bars/Music Labs). Funded to March 2022
- ▶ MOPAC Rescue & Response pan London County Lines. Funded to March 2021
- ▶ Troubled Families funded Speech & Language Therapists, Educational Psychologists posts in YOT & REACH Funded to March 2022
- ▶ NHS England funding for a Forensic Psychologist (specialist mental health assessments and interventions) and a Liaison & Diversion worker in YOT (mental health screening young people in police custody) funding available until March 2022
- ▶ An out of hours Sibling Mentoring Programme in partnership with St Christopher's to Youth Endowment Funded until October 2021
- ▶ MOPAC School exclusion project. Funded to March 2021.

Priorities 2020/21

- ▶ Recovery planning: assessing unmet need and impact of lost learning/access to services during Covid19
- ▶ Ensuring children and young people receive good quality multi-agency services
- ▶ Delivering against disproportionality action plan
- ▶ Driving activity to meet the aims of the Vulnerable Adolescents Strategy
- ▶ Engage Voluntary, Community Sector Providers in responding to incidents of Serious Youth Violence including community trauma