

Keeping waste in the right place – Introduction of Barnet’s Regulations 2017

Final Consultation Report

**4 May to
14 June 2017
Consultation**

Contents

1.	Consultation Detailed Findings - Respondents.....	3
1.1	Technical details and method.....	3
1.2	Questionnaire design.....	3
1.3	Response to the consultation.....	4
1.4	Resident, Business and visitor response and profile from questionnaire.....	4
1.5	Protected Characteristics.....	5
1.6	Interpretation of the results.....	6
1.7	Calculating and reporting on results.....	6
2.	Consultation Detailed Findings - Results.....	7
2.1	Views on the aims of the Barnet Waste Regulations.....	7
2.2	Views on residents and businesses responsibility for their recycling and waste ..	8
2.3	Views on whether residents and businesses should be fined in a number of situations 12	
2.4	Views on the principles of time banded collections.....	14
3.	Consultation Response – Written Responses.....	22

1. Consultation Detailed Findings - Respondents

The drafting of Barnet Waste Regulations has been subject to a formal public consultation. This report sets out the full findings from the council's consultation. The findings will be considered by Council on 25 July 2017, where the final decision on the introduction of the Barnet Waste Regulations 2017 will be taken.

1.1 Technical details and method

In summary, the consultation was administered as follows:

- The Consultation was open for six weeks, from 4th May 2017 to 14th June 2017.
- The consultation was published on Engage Barnet <https://engage.barnet.gov.uk/> together with a consultation document and the draft Waste Regulations.
- Respondent's views were gathered via an online survey. Paper copies of the consultation were also made available on request.
- The consultation was widely promoted via the Council's website; local press; Twitter; Facebook and an email to Businesses who were registered on the business engagement database (approximately 300 businesses). The consultation was promoted internally to staff via the council's intranet.

1.2 Questionnaire design

The questionnaire was developed to ascertain residents, businesses and visitors views on the draft Barnet Waste Regulations. In particular the consultation included;

- Views on whether the Council has set the correct aims for the Waste Regulations.
- Views on residents and businesses responsibility for their recycling and waste, including views on consequences for different situations.
- Views on the introduction of Time Banded collections; including who would benefit from the change and initial views on proposed collection times and locations.

In order to enable further understanding and in-depth analysis the questionnaire also included:

- An open ended questions, where respondents were invited to write in any comments on the reason behind some of their answers as well as more general comments
- Key demographic and diversity monitoring questions to help understand the views of different demographic groups.

Throughout the questionnaire and where applicable hyperlinks were provided to the relevant sections of the consultation document. Those respondents who elected to receive a paper copy were also sent the consultation document.

1.3 Response to the consultation

A total of 258 questionnaires and responses have been completed; 256 via the online questionnaire and 2 responses on paper copies of the consultation. An additional 17 emails were received providing extra comments on the consultation.

1.4 Resident, Business and visitor response and profile from questionnaire

The Figure below shows the profile of those who responded to the questionnaire.

Figure 1.1: Questionnaire Respondent Profile

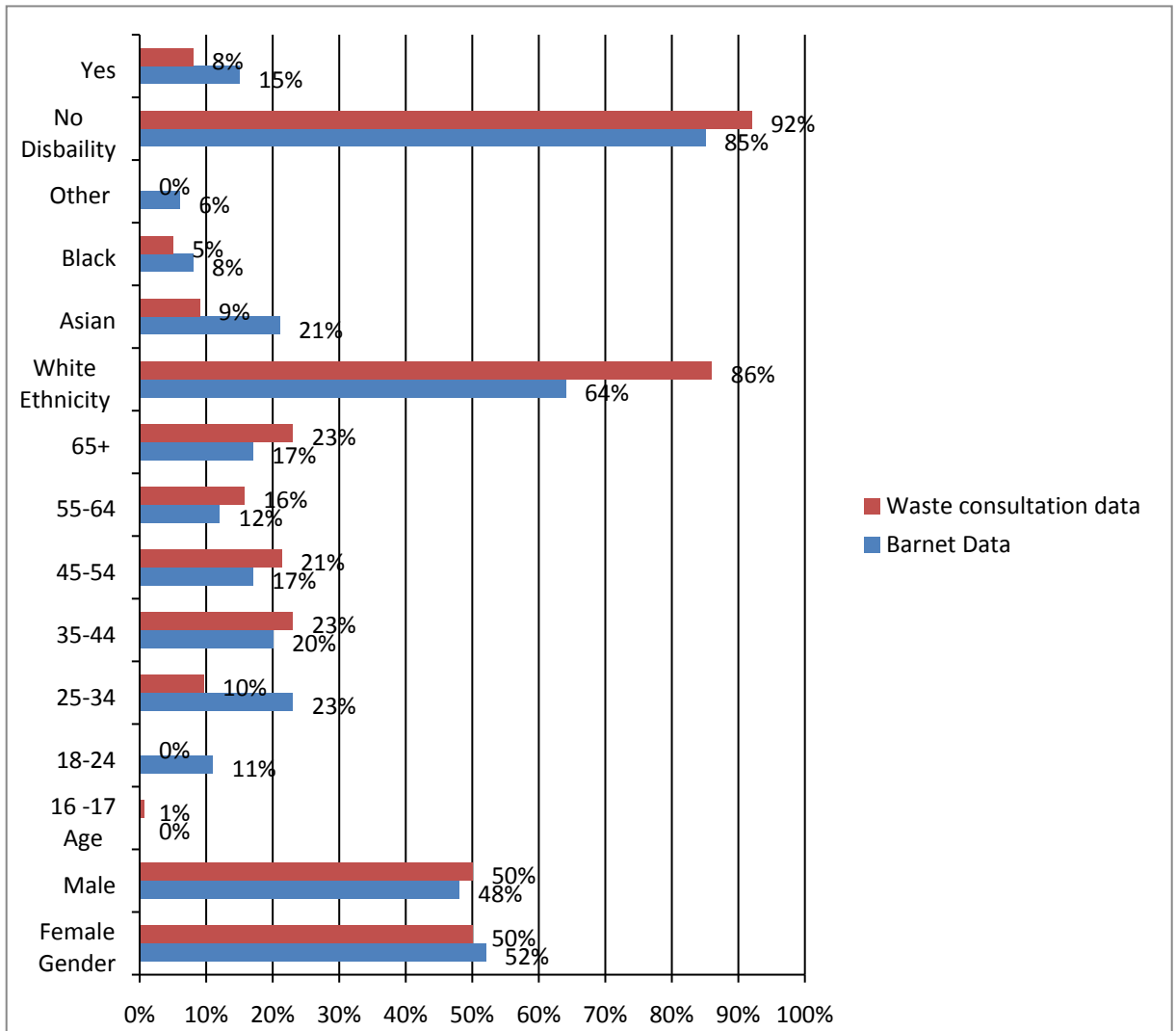
Stakeholder	Number of respondents	%
Barnet resident	244	94.6%
Barnet business owner	0	0.0%
Barnet resident and business owner	8	3.1%
Regular visitor to Barnet	2	0.8%
Representative of the street scene services industry (e.g. Commercial/Business Waste company)	2	0.8%
Other	2	0.8%
TOTAL	258	100%

Most respondents to the consultation were residents of Barnet – 94.6%.

The charts below shows the demographic profile of those who responded to consultation questionnaire in terms of key demographics compared to the population of Barnet. 1.10 Those who responded to the consultation and provided equalities data, the respondents do not closely match Barnet’s population profile.

In terms of gender there is a slight under representation in females and slight over representation in males. In terms of age, respondents aged 16 – 34 are unrepresented and those aged 34 and above are over represented. There is also a significant over representation of white respondents, and a significant under representation of Asian respondents and a slight under representation of Black respondents. Disabled respondents are also slightly under represented.

Figure 1.2: Key demographic overview of the respondents of the consultation in comparison to the general public consultation sample profile 2016 data



1.5 Protected Characteristics

The council is required by law, Equality Act 2010, to pay due regard to equalities in eliminating unlawful discrimination, advancing equality of opportunity and fostering good relations between people from different groups.

The protected characteristics identified in the Equality Act 2010 are age, disability, ethnicity, gender, gender reassignment, marriage and civil partnership, pregnancy, maternity, religion or belief and sexual orientation.

To assist us in complying with the duty under the Equality Act 2010 we asked the general public consultation respondents to provide equalities monitoring data and explained that collecting this information will help us understand the needs of our different communities and that all the personal information provided will be treated in the strictest confidence and will be stored securely in accordance with our responsibilities under the Data Protection Act 1998.

Figure 1.3: Protected characteristic sample profile

Protected Characteristic - Faith	%	Number of respondents
Agnostic	6%	11
Atheist	10%	18
Baha'i	1%	1
Buddhist	0%	0
Christian	32%	57
Hindu	2%	3
Humanist	1%	1
Jain	1%	1
Jewish	11%	20
Muslim	1%	1
Sikh	0%	0
No religion	9%	16
Prefer not to say	24%	43
Other religion/belief (please specify)	2%	4
Total	100%	176

1.6 Interpretation of the results

In terms of the results of the questionnaire it is important to note that:

- The general public consultation is not representative of the overall population of Barnet but provides information, in particular on the opinion of those residents who are more engaged with the council.
- It should be treated with caution as a guide to overall opinion, however because the response profile does not match the Barnet population.
- The responses although not representative of the borough's population, do provide an important indication of where there may be particular strength of feeling in relation to recycling and waste.
- Where percentages do not add up to 100, this may be due to rounding, or the question is multi coded. All open ended questions that invite respondents to write in comments, are multi-coded and therefore add up to more than 100 per cent.
- All open-ended responses to the public consultation have been classified based on the main themes arising from the comment, so that they can be summarised.

1.7 Calculating and reporting on results

The results for each question are based on "valid responses", i.e. all those providing an answer (this may or may not be the same as the total sample) unless otherwise specified. The base size may therefore vary from question to question.

2. Consultation Detailed Findings - Results

The consultation outlined that residents highlight that the quality of the local environment - keeping our high streets free of litter and fly-tipped material - is very important to them. In the past we have educated and raised awareness among our residents, businesses and visitors, and we will continue to do so in the future to ensure everyone is aware of the importance of keeping our streets clean. However, we still

have some problems such as bins and bags of waste can be left on the street by businesses for a number of days, which can impact negatively on visitors, other businesses and the appearance of our town centres. Additionally residents who do not follow the guidance and advice given by the council on what materials can be recycled or disposed of as waste, or on the day recycling and waste will be collected, can cause issues for other residents. Therefore it is proposed to introduce the Barnet Waste Regulations 2017 to deal with some of these problems and further ensure our streets are kept clean and tidy.

The consultation focused questions in three key areas

- What we want to achieve and the aims for the waste regulations
- Views on residents and businesses responsibility for their recycling and waste, including views on consequences for different situations.
- Views on the introduction of Time Banded collections; including who would benefit from the change and initial views on proposed collection times and locations.

2.1 Views on the aims of the Barnet Waste Regulations

The consultation noted the reasons for introducing waste regulations and detailed how the regulations would specifically outline the requirements for waste storage and collection. The new regulations are designed to significantly improve the environment for residents, businesses and visitors.

2.1.1 To what extent respondents agree or disagree with each of the aims?

Respondents were asked if they agree with the council’s aims of the Waste Regulations.

- The Figure below shows that there was support for each of the aims with between 88% and 94% of respondents agreeing (strongly agreeing or tended to agree) with each of the aims.
- The most supported aim, with 94% of respondents agreeing (strongly agreeing or tended to agree) was “A cleaner and tidier borough so that our residential areas are a more attractive place to live, work and visit”. 1% of respondents strongly disagreed with this aim.
- In contrast the least supported with 88% agreement (strongly agreeing or tended to agree) was “Reduce the number of obstructions on the footways”. 3% of respondents strongly disagreed or tended to disagree with this aim.

Figure 2.1: The extent to which respondents agreed or disagreed with the aims of the Waste Regulations

To what extent do you agree or disagree with each of these aims?	Strongly agree	Tend to agree	Neither agree nor disagree	Tend to disagree	Strongly disagree	Don't know	Total number of Respondents
--	----------------	---------------	----------------------------	------------------	-------------------	------------	-----------------------------

A cleaner and tidier borough so that our town centres are a more attractive place to live, work and visit.	72%	21%	5%	0%	2%	0%	234
A cleaner and tidier borough so that our residential areas are a more attractive place to live, work and visit.	74%	20%	5%	0%	1%	0%	233
Reduce the number of obstructions on the footways	66%	22%	9%	2%	1%	0%	233

2.2 Views on residents and businesses responsibility for their recycling and waste

The Barnet Waste Regulations 2017 have been produced to provide guidance to residents and businesses for example on how, when and where recycling and waste containers should be placed for collection, as well as what containers should be used and what should and should not go in them. The council would help residents and businesses to comply with the new regulations by ensuring good communications about what is required of them as part of the regulations. The consultation sought views on about how residents and businesses should take responsibility for their recycling and waste.

Overall, the views of the respondents were as follows;

- There was support for each of the statements with between 88% and 95% of respondents agreeing (strongly agreeing or tended to agree) with each of the statements.
- The most supported statements, with 95% of respondents agreeing (strongly agreeing or tended to agree) were “Businesses should take responsibility for their recycling and waste and ensure that their waste is properly stored on their premises and not on the public highway” and “Businesses should take responsibility for ensuring that their recycling and waste is put into the correct container (bin or sack)”. 2% of respondents strongly disagreed (strongly disagreed or tended to disagree) with first statement and 0% disagreed with the second statement.
- In contrast the least supported with 88% agreement (strongly agreeing or tended to agree) was “Residents should take responsibility for their recycling and waste and ensure that their waste is properly stored on their premises and not on the public highway”. 7% of respondents strongly disagreed or tended to disagree with this statement.

2.2.1 To what extent respondents agreed and disagreed with the statements regarding the storage of waste and recycling

Respondents were asked if they agreed or disagreed with the following statements regarding Businesses and Residents responsibility for storage of recycling and waste;

“Businesses should take responsibility for their recycling and waste and ensure that their waste is properly stored on their premises and not on the public highway”

- The Figure below shows that for businesses 95% (strongly agreeing or tended to agree) of respondents agreed with the statement and only 2% disagreed (strongly disagreed or tended to disagree)
- 2% either did not know or neither agreed or disagreed with the question.

“Residents should take responsibility for their recycling and waste and ensure that their waste is properly stored on their premises and not on the public highway”

- The Figure below shows that for residents 88% (strongly agreeing or tended to agree) of respondents agreed with the statement and only 7% disagreed (strongly disagreed or tended to disagree)
- 5% either did not know or neither agreed or disagreed with the question.

Figure 2.2: If respondents agreed or disagreed with the two statements regarding Businesses and Residents responsibility for storage of recycling and waste

To what extent do you agree or disagree with the following statements about how residents and businesses should take responsibility for their recycling and waste	Strongly agree	Tend to agree	Neither agree nor disagree	Tend to disagree	Strongly disagree	Don't know	Total number of Respondents
Businesses should take responsibility for their recycling and waste and ensure that their waste is properly stored on their premises and not on the public highway	77%	18%	2%	1%	1%	0%	217
Residents should take responsibility for their recycling and waste and ensure that their waste is properly stored on their premises and not on the public highway	65%	23%	5%	4%	3%	0%	221

2.2.2 To what extent respondents agreed and disagreed with the statements regarding the correct recycling and waste containers

Respondents were asked if they agreed or disagreed with the following statements regarding Businesses and Residents responsibility for using the correct container for recycling and waste;

“Businesses should take responsibility for ensuring that their recycling and waste is put into the correct container (bin or sack)”

- The Figure below shows that for businesses 95% (strongly agreeing or tended to agree) of respondents agreed with the statement and only 0% disagreed (strongly disagreed or tended to disagree)
- 3% either did not know or neither agreed or disagreed with the question.

“Residents should take responsibility for ensuring that their recycling and waste is put into the correct container (bin or sack)”

- The Figure below shows that for residents 90% (strongly agreeing or tended to agree) of respondents agreed with the statement and only 4% disagreed (strongly disagreed or tended to disagree)
- 6% either did not know or neither agreed or disagreed with the question.

Figure 2.3: If respondents agreed or disagreed with the two statements regarding Businesses and Residents responsibility for using the correct container for recycling and waste

To what extent do you agree or disagree with the following statements about how residents and businesses should take responsibility for their recycling and waste	Strongly agree	Tend to agree	Neither agree nor disagree	Tend to disagree	Strongly disagree	Don't know	Total number of Respondents
Businesses should take responsibility for ensuring that their recycling and waste is put into the correct container (bin or sack)	76%	19%	3%	0%	0%	1%	215
Residents should take responsibility for ensuring that their recycling and waste is put into the correct container (bin or sack)	66%	24%	6%	3%	1%	0%	218

2.2.3 To what extent respondents agreed and disagreed with the statements regarding ensuring the recycling and waste containers are secured

Respondents were asked if they agreed or disagreed with the following statements regarding Businesses and Residents responsibility for ensuring that recycling and waste containers are secured;

“Businesses should take responsibility for ensuring that their container is secured to prevent waste from escaping or causing litter”

- The Figure below shows that for businesses 92% (strongly agreeing or tended to agree) of respondents agreed with the statement and only 2% disagreed (tended to disagree)
- 6% either did not know or neither agreed or disagreed with the question.

“Residents should take responsibility for ensuring that their container is secured to prevent waste from escaping or causing litter”

- The Figure below shows that for residents 87% (strongly agreeing or tended to agree) of respondents agreed with the statement and only 4% disagreed (strongly disagreed or tended to disagree)
- 8% either did not know or neither agreed or disagreed with the question.

Figure 2.4: If respondents agreed or disagreed with the two statements regarding Businesses and Residents responsibility for ensuring the recycling and waste containers are secured

To what extent do you agree or disagree with the following statements about how residents and businesses should take responsibility for their recycling and waste	Strongly agree	Tend to agree	Neither agree nor disagree	Tend to disagree	Strongly disagree	Don't know	Total number of Respondents
Businesses should take responsibility for ensuring that their container is secured to prevent waste from escaping or causing litter	79%	13%	6%	2%	0%	0%	215
Residents should take responsibility for ensuring that their container is secured to prevent waste from escaping or causing litter	65%	22%	8%	2%	2%	0%	218

2.3 Views on whether residents and businesses should be fined in a number of situations

Alongside seeking views on residents responsibility, the consultation sought views on whether the council should use enforcement action against those who continue to cause issues in our local neighbourhoods, for example this may include issuing warning letters and guidance about the waste regulations or fixed penalty notices for those who breach the regulations.

Overall, the views of the respondents were as follows;

- There was support for each of the statements with between 62% and 88% of respondents agreeing (strongly agreeing or tended to agree) with each of the statements.
- The two most supported statements, with 88% of respondents agreeing (strongly agreeing or tended to agree) were “Businesses who leave bags of waste on a high street all day should be fined” and “Business who leave bags of recycling and waste on a high street all night leaving them vulnerable to foxes and rats should be fined”. 6% of respondents strongly disagreed (strongly disagreed or tended to disagree) with both statements.
- In contrast the least supported with 62% agreement (strongly agreeing or tended to agree) was “Residents who leave extra bags of waste by their black waste bin and do not recycle should be fined”. 26% of respondents strongly disagreed or tended to disagree with this statement.

2.3.1 To what extent respondents agreed and disagreed with the statements regarding situations in which residents and businesses should be fined

Respondents were asked if they agreed or disagreed with the following statements regarding whether Businesses and Residents should be fined in a number of situations regarding storage, recycling of materials and putting non-recyclable items into their recycling container;

“Businesses who leave bags of waste on a high street all day should be fined”

- The Figure below shows that for businesses 88% (strongly agreeing or tended to agree) of respondents agreed with the statement and only 6% disagreed (strongly disagreed or tended to disagree)
- 7% either did not know or neither agreed or disagreed with the question.

“Business who leave bags of recycling and waste on a high street all night leaving them vulnerable to foxes and rats should be fined”

- The Figure below shows that for residents 88% (strongly agreeing or tended to agree) of respondents agreed with the statement and only 6% disagreed (strongly disagreed or tended to disagree)
- 6% either did not know or neither agreed or disagreed with the question.

“Residents who leave wheeled bins of recycling and rubbish on the pavement all the time, when they have room to store them on their property should be fined”

- The Figure below shows that for residents 68% (strongly agreeing or tended to agree) of respondents agreed with the statement and only 21% disagreed (strongly disagreed or tended to disagree)
- 11% either did not know or neither agreed or disagreed with the question.

“Residents who leave wheeled bins of recycling and rubbish on the pavement all the time, when they have room to store them on their property - AND have ignored a request to remove them by the Council should be fined”

- The Figure below shows that for residents 80% (strongly agreeing or tended to agree) of respondents agreed with the statement and only 14% disagreed (strongly disagreed or tended to disagree)
- 7% either did not know or neither agreed or disagreed with the question.

“Residents who leave extra bags of waste by their black waste bin and do not recycle should be fined”

- The Figure below shows that for residents 62% (strongly agreeing or tended to agree) of respondents agreed with the statement and only 26% disagreed (strongly disagreed or tended to disagree)
- 12% either did not know or neither agreed or disagreed with the question.

“Residents who leave extra bags waste by their black waste bin and do not recycle – AND have been asked to start recycling by the Council should be fined”

- The Figure below shows that for residents 75% (strongly agreeing or tended to agree) of respondents agreed with the statement and only 16% disagreed (strongly disagreed or tended to disagree)
- 8% either did not know or neither agreed or disagreed with the question.

Residents who put non-recyclable items such as nappies or garden waste in their blue recycling bin should be fined”

- The Figure below shows that for residents 67% (strongly agreeing or tended to agree) of respondents agreed with the statement and only 20% disagreed (strongly disagreed or tended to disagree)
- 13% either did not know or neither agreed or disagreed with the question.

Figure 2.5: If respondents agreed or disagreed with the statements regarding whether Businesses and Residents should be fined in a number of situations

To what extent do you agree or disagree with whether residents and businesses should be fined in the following situations?	Strongly agree	Tend to agree	Neither agree nor disagree	Tend to disagree	Strongly disagree	Don't know	Total number of Respondents
Business who leave bags of waste on a high street all day	55%	33%	7%	3%	3%	0%	209

should be fined							
Business who leave bags of recycling and waste on a high street all night leaving them vulnerable to foxes and rats should be fined	58%	30%	6%	3%	3%	0%	209
Residents who leave wheeled bins of recycling and rubbish on the pavement all the time, when they have room to store them on their property should be fined	41%	27%	11%	10%	11%	0%	213
Residents who leave wheeled bins of recycling and rubbish on the pavement all the time, when they have room to store them on their property - AND have ignored a request to remove them by the Council should be fined	54%	26%	7%	7%	7%	0%	213
Residents who leave extra bags of waste by their black waste bin and do not recycle should be fined	34%	28%	11%	13%	13%	1%	208
Residents who leave extra bags waste by their black waste bin and do not recycle – AND have been asked to start recycling by the Council should be fined	50%	25%	8%	9%	7%	0%	212
Residents who put non-recyclable items such as nappies or garden waste in their blue recycling bin should be fined	38%	29%	13%	10%	10%	0%	211

2.4 Views on the principles of time banded collections

A key part of the new regulations are the introduction of “Time Banded Collections” for our town centers and high streets. This would mean that both businesses and residents in a “Time Banded Collection” area could only put out recycling and waste on the public highway at specified times. This proposal would help to improve the area to the front of businesses, as well as back alleyways and areas behind shops. Additionally, ensuring all businesses and residents are disposing of their recycling and waste legally, either through the council’s services or a licensed private sector company, reducing the fly-tipping and the cost to the taxpayer of clear clearing the fly-tips.

The general principle for the Time Banded Collections is that there will be three recycling and waste collections per day for our town centres and two collections per day for high streets and smaller shopping locations, this will help to reduce litter and obstructions of bags and bins on the street when the high streets are busy. To ensure we deliver an efficient

service to businesses and residents, it was proposed that a ‘zoned’ approach to collections would be introduced, splitting the borough into two zones – the ‘East’ and ‘West’.

2.4.1 Who respondents thought would benefit from the principle of time banded collections

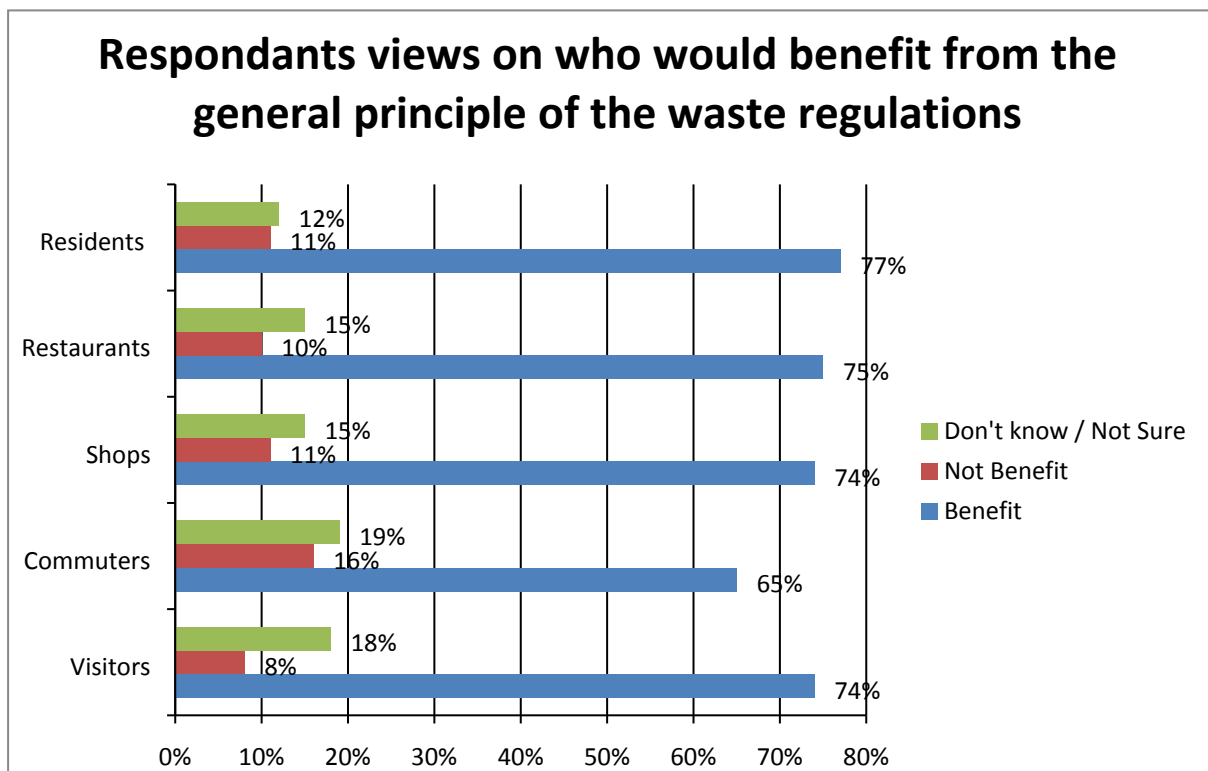
Respondents were asked who they thought would benefit and not benefit from the general principle of time banded collections;

- It was viewed that each of the groups noted below would benefit from the principle of Waste Regulations, with between 65% and 77% of respondents stating it would benefit each of the groups.
- The group which were seen to benefit the most from the principle of time banded collections, with 77% were residents. 11% of respondents disagreed and thought this group would not benefit and 12% stated that they did not know or where not sure.
- In contrast the group stated benefit least were commuters with 65%. 16% of respondents disagreed and thought this group would not benefit and 19% stated that they did not know or where not sure.

Figure 2.6: If respondents thought the general principle of time banding would benefit and not benefit different groups

Who do you think would benefit from this principle?	Benefit	Not benefit	Don't know / Not sure	Total number of Respondents
Visitors	74%	8%	18%	204
Commuters	65%	16%	19%	201
Shops	74%	11%	15%	202
Restaurants	75%	10%	15%	204
Residents	77%	11%	12%	205

Figure 2.7: Pie chart showing respondents views on whether the general principle of time banding would benefit and not benefit different groups



2.4.2 To what extent respondents agreed with the proposed times and locations for 'Time Banded Collections' for businesses and residents

Respondents were asked whether they thought the suggested times of day for recycling and waste collection was appropriate for each location; Town Centre (Primary Shopping Frontage), High streets (Secondary Shopping Frontages) and Smaller shopping locations (Local Shopping Frontages).

Overall, the highest response for all of the locations is 'Do not have a view on this location' and in some cases the response has also been high for 'Don't know / Not sure'. Therefore the analysis below has not taken into account these two options.

Town Centre (Primary Shopping Frontage)

- The Figure below shows that overall for each location the suggested times for collection were viewed by respondents as being about the right times of day with a score of between 19% and 31%.
- Overall for each location between 1% and 3% felt that the times were too early and between 2% and 4% felt the times were too late.
- Between 41% to 55% did not have a view on the location and between 19% and 25% either did not know or were not sure about this question

High streets (Secondary Shopping Frontages)

- The Figure below shows that overall for each location the suggested times for collection were viewed by respondents as being about the right times of day with a score of between 18% and 30%.

- Overall for each location between 2% and 5% felt that the times were too early and between 1% and 4% felt the times were too late.
- Between 40% to 55% did not have a view on the location and between 21% and 24% either did not know or were not sure about this question

Smaller shopping locations (Local Shopping Frontages)

- The Figure below shows that overall for each location the suggested times for collection were viewed by respondents as being about the right times of day with a score of between 16% and 27%.
- Overall for each location between 2% and 4% felt that the times were too early and between 1% and 3% felt the times were too late.
- Between 48% to 58% did not have a view on the location and between 21% and 25% either did not know or were not sure about this question

Figure 2.8: Respondents views on the suggested time of day for collections in a number of locations

Do you think that the suggested time of day for recycling and waste collection is appropriate for each location below		About the right times of day	Too early	Too late	Do not have a view on this location	Don't know / Not sure	Total number of Respondents
Town Centres (Primary Shopping Frontages)							
West	Burnt Oak town centre location	20%	1%	3%	55%	22%	188
	Mill Hill town centre location	28%	1%	2%	48%	21%	188
	Cricklewood town centre location	19%	1%	3%	56%	21%	188
	Edgware town centre location	22%	2%	3%	52%	22%	186
	Golders Green town centre location	30%	1%	4%	43%	21%	187
East	Chipping Barnet town centre location	25%	2%	3%	45%	25%	187
	Finchley Church End town centre location	29%	1%	3%	47%	19%	187
	North Finchley town centre location	31%	3%	3%	41%	22%	188
High streets (Secondary Shopping Frontages)							
West	Brent Street shopping frontage	21%	2%	3%	52%	22%	187
	Colindale, The Hyde shopping frontage	18%	3%	2%	55%	23%	187
	Hendon Central shopping frontage	19%	2%	2%	53%	24%	187
	Temple Fortune shopping frontage	24%	3%	4%	47%	21%	188

East	East Finchley shopping frontage	30%	5%	2%	40%	24%	185
	New Barnet shopping frontage	26%	4%	1%	47%	22%	186
	Whetstone shopping frontage	26%	3%	1%	46%	23%	186
Smaller shopping locations (Local Shopping Frontages)							
West	Apex Corner shopping frontage	21%	2%	2%	54%	21%	183
	Childs Hill shopping frontage	17%	3%	2%	57%	22%	184
	Deansbrook Road shopping frontage	17%	2%	3%	55%	23%	183
	Golders Green Road shopping frontage	27%	2%	3%	48%	21%	183
	Grahame Park shopping frontage	16%	2%	2%	58%	22%	183
	Hale Lane shopping frontage	21%	3%	2%	54%	21%	184
	Holdes Hill Circus shopping frontage	17%	2%	2%	57%	22%	183
	West Hendon shopping frontage	18%	2%	2%	56%	23%	182
East	Colney Hatch Lane shopping frontage	20%	3%	2%	52%	23%	183
	East Barnet Village shopping frontage	24%	4%	1%	48%	23%	183
	Friern Barnet shopping frontage	20%	4%	2%	52%	23%	182
	Great North Road shopping frontage	19%	3%	2%	52%	25%	182
	Hampden Square shopping frontage	18%	3%	1%	55%	24%	181
	Market Place shopping frontage	21%	2%	2%	50%	23%	181
	New Southgate shopping frontage	17%	3%	3%	54%	24%	182

Respondents were also given the opportunity to expand on why they had given these answers to the question above regarding the suggested collection times for time banded collection areas or to provide any further comments. Comments were made by 65 respondents. Figure 2.9 provides an overview of the comments made by respondents.

The responses are spread across 37 headline subjects with 13 areas where there was commonality of response. The area of highest commonality was 13 responses saying that the Time Banded collections would affect those with other obligations, most prominently those who work and the suggested times are not practical. Additionally, 10 respondents noted that collection times would be better outside of rush hour / peak commuting times.

Figure 2.9: Comments made by respondents about the time banded collections

If you have any further comments about the "Time Banded Collections" or if you would like to explain your answer	Number of comments
This would adversely affect those with other obligations such as holidays. In particular impacts on residents who work (and more so for those with long commutes) which would make it difficult for those to put bins out and bring their bins in during the designated times. Not practical and they may need to leave their bin out all day	13
Suggest collecting recycling and waste outside of rush hour / peak commuting times. During rush hour means more noise, traffic congestion and air pollution. Impact on residents, commuters and school children.	10
Need to avoid school drop off / pick up times – issue of congestion and lots of people on the pavements	4
Mill Hill Broadway and Hale Lane shops are full of litter / too dirty – I would support this scheme	3
Good idea – more hygienic and less likely to attract vermin. Residents and Businesses need to take responsibility.	3
Not clear whether this refers to residential collections and if so what times are proposed.	3
Confusing initiative	2
Difficult to implement with houses of multiple occupancy and blocks of flats – often share bins.	2
Bins are not replaced after being collected or are left in the gutter by the waste collectors – if we have to leave on our property boundary the waste collectors should leave the bins in the same place too	2
Difficulty in recycling in Barnet – residents need the facilities to recycle - hope for a reliable and consistent service	2
Best to consult / speak with businesses about what time works for them	2
For residents, it is reasonable to put out a bin the night before your collection	2
Should be reasonable for business to comply but difficult for residents.	2
Shouldn't be allowed to put rubbish out the night before as encourages vermin and waste escapes	1
Golders Green – very dirty. Lots of cigarette ends	1
Burnt Oak area, especially Watling avenue, has been neglected. Let's keep Barnet clean.	1
In Child's Hill the free standing advertisement on the street are dangerous for pedestrians and car users	1
Time to stop rubbish bins being visual pollution on our high street	1

Depends on how the businesses operate	1
Moving wheelie bins and large bins should not be allowed in residential areas between 10pm – 8am.	1
Do not change black and blue bin collection to every 2 weeks as this causes rats and maggots	1
Might be worth trying various times to see which is best	1
Restrictions are not necessary or desirable – education would be better	1
I think it's unacceptable that residents of private roads / closes must wheel their rubbish to the intersection with the public highway. Impractical for residents, especially those who are older or disabled. The current service should continue as is.	1
Time Banded collections are too wide – three times a day means rubbish will be left out more frequently than it is now.	1
This needs to be properly consulted on	1
The problem is that the waste collectors drop waste when emptying the bins	1
Time Banded collections time for East Finchley not appropriate. 6am-8.30am is too early and 4pm-6.30pm is too late – as shop keepers close before 6.30pm. More appropriate times would be 9.30am-12noon and 2.30pm – 5pm.	1
Survey is unprofessional – assume basic premis of adopting a fining system, slanted questions and narrow range of least bad options	1
Food businesses that do not have back alley / rear yard storage will need to store waste inside their premises – this would need to be properly controlled as could be an offence under food hygiene regulations.	1
All waste collection should be done at night (21:00 – 06:00) – it's too disruptive during the day.	1
I suspect businesses are charged high business rates and feel the council should do more to help them.	1
Areas to be added to time banding – shop in Claremont Road (opposite/between The Vale and Pennine Drive (has 2 large orange bins) or shops near the north end of Claremont Road.	1
Residents need a variety of times to put waste out.	1
For residential collections – the problem is with rented accommodation when people don't know / care to find out when collection is. Need to educate and inform these individuals constantly.	1
As a resident, fly tipping, residential waste and general efficiency are more important to me.	1

More restrictions and complications will increase fly tipping	1
---	---

2.5 Views on whether Barnet Council should implement the waste regulations

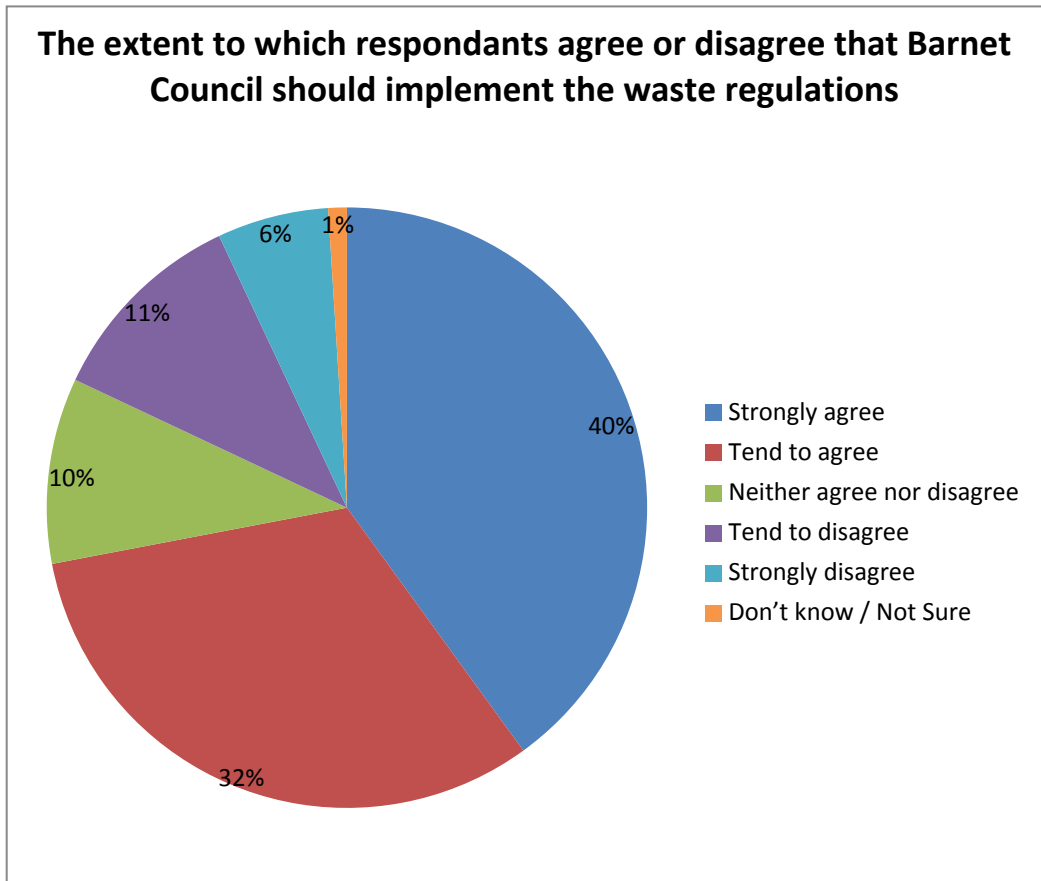
Considering all the information provided, respondents were asked to provide their view on whether they agree or disagree that the Waste Regulations should be implemented.

- The Figure below shows that overall 72% of respondents agree (strongly agree and tend to agree) that the regulations should be implemented.
- 17 % of respondents disagree (tend to disagree and strongly disagree) that the regulations should be implemented. 10% of respondents neither agree or disagree and 1% do not know or are unsure about the answer.

Figure 2.10: If respondents agreed or disagreed that Barnet Council should implement the waste regulations (below)

Overall, to what extent do you agree or disagree that Barnet Council should implement the waste regulations?	Benefit	Total number of Respondents
Strongly agree	40%	75
Tend to agree	32%	61
Neither agree nor disagree	10%	19
Tend to disagree	11%	20
Strongly disagree	6%	11
Don't know / Not Sure	1%	2
TOTAL	100%	188

Figure 2.11: Pie Chart showing the percentage of respondents who agreed or disagreed that Barnet Council should implement the waste regulations (below)



3. Consultation Response – Written Responses

As well on the online questionnaire, 17 written responses were also received from residents (10 respondents provided their road name), 2 Councillors, the Garden Suburb Residents Forum and the general public.

The responses are spread across 36 headline subjects with 9 areas where there was commonality of response. The area of highest commonality was 6 respondents who all noted that Paragraph 10 of draft regulations regarding collections from unadopted roads should not be enforced for those roads who currently receive the service. (To note 5 respondents were from the Garden Suburb area).

Below is an analysis of the comments received which are related to the subject of this consultation.

Figure 3.1: Comments received via email about the consultation

Other Comments	Number of comments
Paragraph 10 of draft regulations – collections from unadopted roads. Objection to the statement / confirmation required that this will not apply to those who currently receive the service and that bins will continue to be collected from the edge of	6

residents properties. There is not enough space at the end of the private roads; the bins would block the footpath and roads would be inaccessible and who would help the elderly residents to do this (especially when icy roads). Although the roads are not adopted, the house owners pay their council tax and should be entitled to proper bin collections like everyone else. Consultation is required for any change.	
Time banding - There has to be some flexibility because many people leave for work early in the morning and do not come home until late. Residents who work and have to leave their bins out the night before and bring them in the evening of bin day should continue to be permitted to do so without being fined.	5
Clarification required as to where the Time Banding will be implemented – collections are for businesses and residents in town centres and high streets only, not residential streets.	4
Waste collectors should take more care in returning bins to their location (off the footway) – ensure they do not cause obstruction to footways or car owners. They should set a good example.	3
Some households have their bins permanently on the pavement because the configuration / space of their front garden does not permit the storage of bins on their property. Will such houses have exemptions / a solution should be found	2
How were residents informed of the consultation – courteous to inform all residents not just via the website	2
There needs to be protection for occupiers whose bins have random items placed in their bins by passers-by.	2
FPN or PCN to residents are not appropriate save perhaps after three written warnings, and the amount of penalty to such residents should be the subject of specific consultation by the Council.	2
Blocks of flats are not appropriate for FPN or PCN to the occupiers. Paragraph 6 should be altered.	2
Commercial Waste bins are too small which results in foxes and wind scattering rubbish on the high street	1
Commercial bins contain both recyclable and non-recyclable waste – this will result in lower recycling levels	1
Insufficient rubbish bins on the high street (particularly around takeaway outlets) which often overflow leaving litter on the highstreet	1
Positive view that there should be some enforcement to ensure that bins are on the street for as little time as possible	1
Brown food recycling bin are not proof against foxes	1

Businesses (particularly restaurants) need to be targeted first – often overflowing bins and the lids are up – as they only have one bin. They need more frequent collections if they are only allowed one bin.	1
Waste collectors should refuse to take recycling in non-disposable black plastic bags which have been placed in the blue recycling bin (they should comply with the guidelines as well as residents).	1
It is right and proper that the council are consulting with the community	1
The prohibition on additional bags or items sticking out of the bins is fine in principle, as long as there is a sufficient service provided.	1
We have a relatively large garden and regularly fill our green bin. As there is only a fortnightly collection, what are we supposed to do with the excess? A weekly collection would be very helpful.	1
The survey didn't cover anything about all the litter that's dropped on the pavements car parks, parks, alleys and the underpass – i.e. coffee cups, drink cans, wet wipes, even soiled nappies.	1
Communications is required if the regulations are implemented – particularly those time band or collection point arrangements are to be changed, those with existing arrangements	1
We need to change the culture of litter and recycling, recently visited Lisbon and there was recycling bins everywhere and no litter on the pavements.	1
Pleased that Barnet are making a start in our clean up of our area	1
The consultation document is complex and lengthy and it is unlikely that you will receive properly informed feedback. This is not a valid consultation.	1
The regulations have not considered hedges, tree trunk suckers and you own Barnet litter bins which are all obstructions on the footway. Issues for car drivers and pedestrians. You should fine those house owners who do not maintain their hedges to the required height and width.	1
Confirmation on frequency of waste and recycling collections – assume 7 days a week for the high street/time banded collections and also stay the same i.e. weekly for residential collections.	1
The public footway in residential streets should never have any bin left on it. Bins must strictly be left on the resident's side of the boundary of their property.	1
There is no point wasting time on proposed regulations that the Council has no intention of enforcing. The funding for	1

Street Enforcement appears to have been cut. No new regulation is required but what is needed is enforcement of existing prohibitions of blocking the footway.	
Draft Regulations section 33 (times for street placement): after “06:00amby the Council” please add “and can be left there until midnight of the day of collection (or later if collection has been omitted)” – as householders at work typically bring in the bins in the evening.	1
Draft Regulations section 39 (re elderly and infirm): at the end please add “Existing arrangements agreed by the Council will be treated as an exemption unless and until altered on reasonable notice.”	1
The draft regulations are about enforcement, are focused on shopping streets, and tell us nothing about the scale of the problem re residential streets	1
The draft regulations are almost silent about the existing safeguards for residents	1
There is no confirmation that if the binmen miss a street (or a house), the residents may leave out the bins until they are collected	1
The Council should provide an email address for residents to report if any collection is missed.	1
The regulations reference to provision of bins, either by supply or hire. Confirmation is needed that where a property has several black/blue/green bins they will still be collected if left out at in the allocated time band.	1
If the Regulations put residents at risk of a fine, they should include provision that no offence will be committed if for any reasonable cause bins are occasionally put out earlier or removed later.	1