

London Borough of Barnet

Safer Communities Partnership

'Working together for a safer Barnet'

Crime and Community Safety in Barnet

A snapshot of the delivery and performance of the
Safer Communities Partnership Board

January 2014 Version 1.0

Barnet Community Safety Team

Contents

Forward	page 3
Barnet's population	page 4
Performance Summary	page 5
Integrated Offender Management	page 7
Residential Burglary	page 9
Community Confidence and engagement	page 11
Performance Management	page 13
Delivery	page 15

Foreword

The Barnet Safer Community Partnership has been inspirational, continually moving forward on many fronts, collaborating and forging new ideas and ways of working.

The Partnership brings together the Metropolitan Police, Barnet Council, London Fire Brigade, Probation Service, Middlesex University Criminology Department, Magistrates Court, Crown Prosecution Service, National Health Service, Job Centre Plus, Victim Support and the voluntary and community sector.

It is the willingness and enthusiasm of all the partners to get involved and work with one another that is proving highly effective. Networking between the partners has led to a better understanding of everyone's needs and the possibility of synergies.

We believe through working together we can all contribute to making Barnet a better and safer place to live and work.

Councillor David Longstaff
Chair, Safer Communities Partnership Board
Cabinet Member for Safety and Resident Engagement

Barnet's population

Barnet is a vibrant and culturally rich borough of London, home to a growing and diverse population. With a 2011 population of 356,400 Barnet is the second most populous borough in London and the fourth largest in area at 86.7sq. Barnet comprises 20 town centres, green belt areas, metropolitan areas and a significant proportion of densely populated suburban areas.

Barnet's transport infrastructure means that the borough is highly connected with other parts of London and the UK: with the second most kilometres of arterial roads; the M1 link to the North; the North Circular Road connecting to the East and West of London; two branches of the Northern Line and a national and international bus terminus (Golders Green). Brent Cross, one of London's few self-contained regional shopping centres, continues to be a major attraction for people to come into Barnet.

The 2011 Census confirmed Barnet to be a large and growing community (Barnet's population has increased by 41,800, +11.5% since 2001) and an important contributor to the demography of London.

The census shows that there is an approaching spike in the elderly population (the full effects of which are yet to impact the borough) and confirmed the reality on the ground with regards above-projected increases of children and young people (an additional 1,650 0-19 year olds and 1,300 more 20-24 year olds compared to previous estimates), resulting in pressure for school places and other services.

The data also shows an increase in the adult population compared to previous projections, with particular increases in the 25-34 year old group. 51.5% of the Barnet population are female – higher than the London proportion, rising to 67.5% among over 85s. Conversely, among the under 20s, males predominate, at 51.4%.

Performance summary

Overall crime reduction performance is strong, we have seen:

- Long term reductions across almost all of the MOPAC crime types.
- Some of the largest year to date reduction in residential burglary and robbery in London.
- Barnet Police achieving the second highest detection rate for residential burglary in the MPS at over 20%.
- Reductions in most types of violent crime.¹
- Barnet Probation; Integrated Offender Management Team (IOM) and Youth Offending Service are performing strongly relative to peers.

MOPAC7 Long term performance

Since the 2011/12 baseline Barnet has achieved an overall **14.4% reduction** in the MOPAC7 crimes². This reduction equates to **2192 fewer offences** per year and outperforms the overall London reduction by 2.9 percentage points.

This reduction has resulted from achieving reductions in six out of the seven MOPAC7 crime types over the last two years.

Theft from person is the one MOPAC7 crime type to go up; the increase in Barnet exceeds the London average 10% increase by 1.6% points. Of the reductions, of particular note are:

- 33.5% reduction in robbery (exceeding the London reduction by 10.7 percentage points) equating to over 400 fewer victims of robbery per year in Barnet
- 13% reduction in burglary (exceeding the London reduction by 4.1 percentage points) equating to over 635 fewer households and businesses becoming victims of burglary every year in Barnet

Table 1: Rolling 12 months vs. 2011/12 baseline

<i>Crime type</i>	<i>FY 2011/12</i>	<i>Current Rolling 12 months</i>	<i>% change</i>
MOPAC 7	15,261	13,069	-14.4%
Burglary	4,912	4,274	-13.0%
Criminal Damage	2,361	1,881	-20.3%
Robbery	1,199	797	-33.5%
Vehicle	3,602	3,049	-15.4%
Vehicle	956	773	-19.1%
Theft from Person	692	772	11.6%
Violence with Injury	1,539	1,523	-1.0%

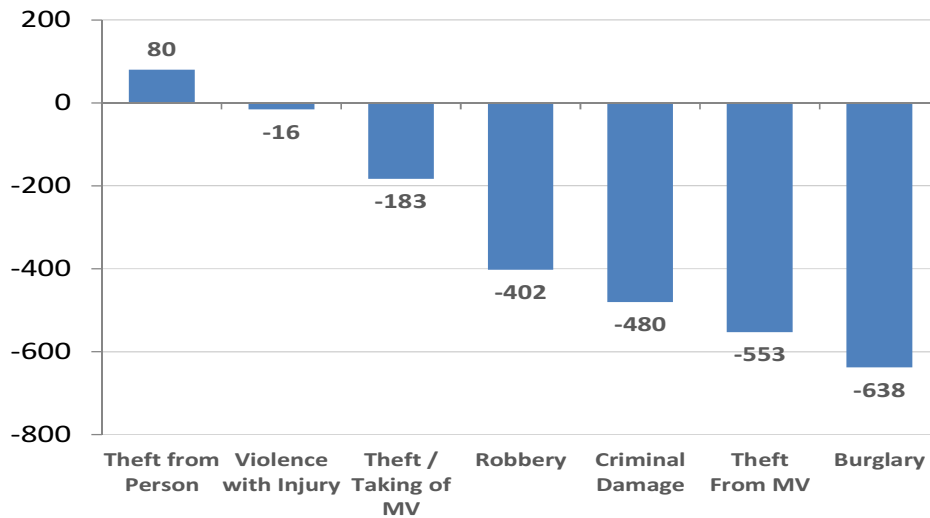
¹ FYTD April to 29 Dec 2013 Non-DV VWI, Knife crime, Gun Crime and Serious Youth Violence all down vs. one year ago.

² Rolling 12 months up to 31 Dec 2013

Table 2: Fewer victims of crime in Barnet

Fewer victims of crime in Barnet

Volume change in the MOPAC7 crime types in Barnet, most recent rolling 12 months (to Dec 2013) vs. 2011/12 baseline



Recent performance

Over the last six and 12 months Barnet has built on the long term reductions: compared to one year ago **overall total crime is down 9.5%** in the last 12 months³. MOPAC7 crimes are down 6.7% in the same period; and there have been further reductions for burglary, robbery, criminal damage, and theft from motor vehicle. Theft of motor vehicle, Theft from person, and Violence with injury is up in the last 12 months (note the increase in Violence with injury is due to an increase in reported domestic violence offences).

Over the Financial year to date (Apr 2013 to 5th Jan 2014) Barnet has the largest volume reduction (equates to a 19% drop) in residential burglary.

³ Rolling 12 months to 31 Dec 2013 vs. same period last year

Integrated Offender Management (IOM)

The Barnet IOM programme was implemented on June 6th 2012 as a **co-located**, multi-agency team comprising of Police; Probation; Local Authority; Jobcentre+; and Housing resettlement, Mental Health, Substance Misuse specialists. The team puts in place bespoke interventions for the offenders - individually tailored to maximise the chance of **breaking the cycle of offending**. These combine support, prevention and enforcement interventions as necessary.

Reflecting the local community concern about residential burglary, there is a strong **burglary focus** to the cohort of offenders on the IOM scheme (which includes a combination of Statutory and Non-Statutory offenders). The IOM team draw on information from various partners to build a clear picture that allows **intelligence based** decision making. All the information sharing is underpinned by Information Sharing Agreements that are regularly reviewed.

Barnet IOM performance is positive

Clients in the IOM cohort (initial cohort size 97, current size 72) offend less after joining IOM - 36% reduction in monthly conviction rate

Positive impact on Probation performance

Reduced IOM cohort offending is translating into improved headline Probation performance. Overall Barnet Probation re-offending rate has fallen from around 8% prior to having IOM to around 6%.

Positive impact on borough crime levels

Reduced IOM cohort offending is translating into less crime and fewer people becoming victims of crime in Barnet. Our best current estimation is that around 60 of the 336 reductions in Barnet's residential burglary between Apr – Sep 30 were due to reduced criminal activity of the IOM cohort – approximately 18%.

Expanding the IOM cohort

In the last two years⁴ the top 2.9% of repeat Barnet arrested offenders accounted for over 1100 arrests⁵, the actual number of crimes perpetrated is likely to be far greater. If an expanded IOM is able to deliver the same size reductions in offending as has already been demonstrated by the existing cohort, this would lead to a significant reduction in crime and hence number of people becoming victims of crime in Barnet.

⁴ To October 2013

⁵ Based on number of separate allegations arrested for

Impact of expanding the IOM cohort – Barnet projections

If the current top 170 repeat offenders not on IOM were included in an expanded IOM cohort and achieved the same size reduction in offending as the existing IOM cohort: it is estimated that this would contribute to a reduction of 884 total offences per year equating to reductions of:

- 3.8% in Barnet’s headline crime rate
- 3.1% for the residential burglary rate
- 5.4% for the Robbery rate.

The partnership will be seeking support from MOPAC and partners to fund and recruit an IOM coordinator to take forward expansion of the IOM project in Barnet. We will be applying vigorous results analysis to the approach.

IOM performance

Current status

Total cases Jun 12 – Aug 13

c130

Current caseload

72

Impact of IOM programme /

Evidence IOM outcomes for Barnet

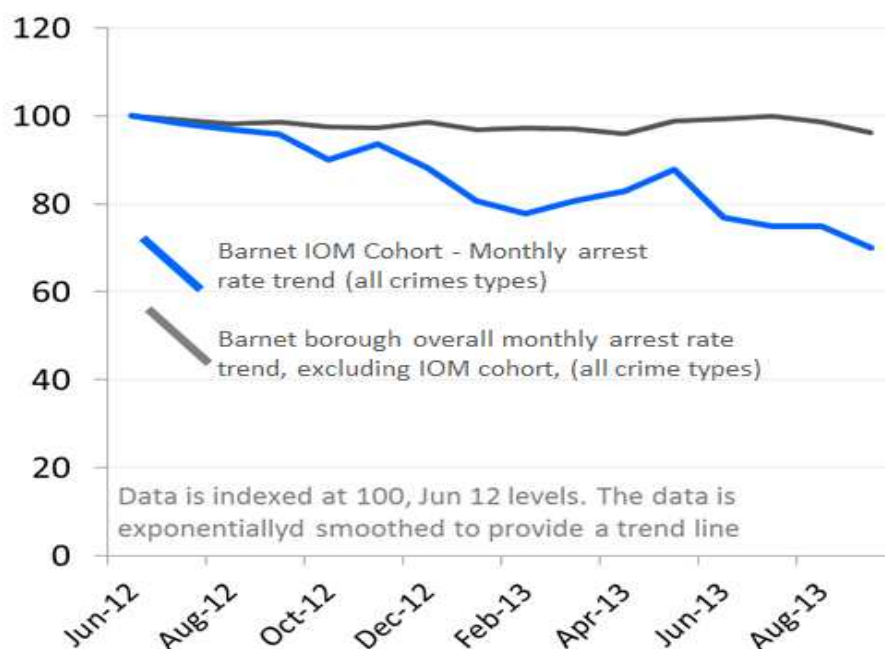
Average reduction in offenders monthly conviction rate after entering IOM programme:

36%

IOM cohort reduction in monthly convictions rate after joining IOM programme, 12 months pre IOM compared to 6 months after start of IOM

Table 3: Arrest rate trends of IOM cohort vs Non IOM
Reducing criminal activity

Barnet’s IOM cohort’s arrest rate trend vs. Non IOM



Residential burglary

We have seen some of the largest year to date reduction in residential burglary and robbery in London, however, burglary still remains a key priority for the partnership as it continues to deliver interventions to sustain this reduction.

The recent reductions in burglary have been due to a combination of successful local interventions including:

- A number of spectacular tactical successes **dismantling criminal networks**.
- Barnet police achieving and sustaining a **high sanction detection rate** for burglary⁶.
- Increasingly **effective offender management**, spearheading by Barnet's IOM programme.
- Increased **targeting, arrests and convictions** of handlers of stolen goods.
- A **partnership wide crime prevention** winter burglary campaign - A relentless campaign promoting awareness of the risk of burglary; informing the community about the partnership action and providing knowledge, advice and assistance so that Barnet residents can reduce their risk of being burgled.
- **Increasing use of ANPR**- Cross border burglary is a big part of burglary on Barnet – the increased use of ANPR on the borough has led to arrests and generated a deterrent to cross border burglars.
- **Twenty new ANPR camera's in 2014/15** -The Local Authority will also be funding twenty new ANPR cameras as part of their CCTV upgrade, further strengthening the local police capacity to catch and convict those who offend in Barnet.

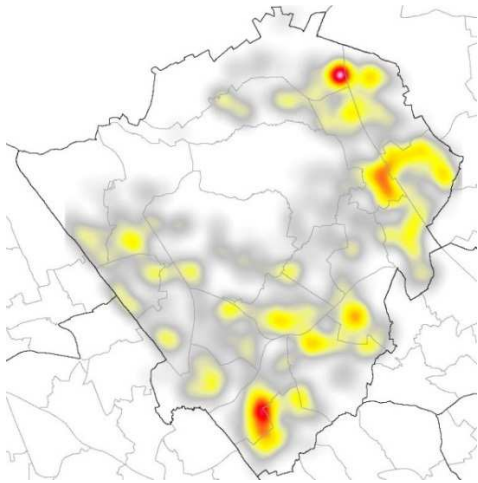
Despite the positive performance Barnet still remains a borough with a high rate of residential burglary per 1,000 population and it remains a community concern. Therefore the Partnership has taken advantage of the current momentum and will be putting in place plans that will contribute towards a long term sustainable reduction in residential burglary in Barnet.

Burglary will continue to be a partnership priority and be delivered through our multi-agency burglary partnership group chaired by Dr Simon Harding from the Department of Criminology, Middlesex University.

⁶ 2nd highest sanction detection rate out of 32 boroughs – Financial year to date (Apr 2013 to 5th Jan 2014)

Map 1: Residential Burglary hotspot

Last three months to 31 Dec 2013-‘Nano-beat’ patrols that targeting the street locations most at risk of repeat burglary offences have been of the factors contributing to the reductions



Creating long term success building on this year’s burglary reductions

Short term:

- Ensure there is no lessening of the focus on residential burglary within the partnership during the transition from borough based police Intelligence units to cluster based intelligence units and
- Take maximum advantage of the benefits a cluster intelligence picture will have for tackling cross border burglary in Barnet

Long term:

- Create and prioritise strategic plans that will reduce Barnet’s long term susceptibility to burglary, these should address three critical areas:
 - i. Reducing repeat offending among Barnet’s local burglars.
 - ii. Early intervention towards young people at risk of becoming involved in burglars.
 - iii. Making Barnet less attractive to cross-border burglars.

Community confidence and engagement

Overall community confidence in the police and local authority in Barnet is strong and most indicators show this improving over the last year. Confidence in policing is above the London average, as is confidence that the police understand community concerns and can be relied upon to be there when you need them. Community cohesion remains strong.

Overall satisfaction

According to the Residents Perception Survey (RPS) and Public Attitude Survey (PAS) most residents are:

- a) very or fairly satisfied that Barnet police and council are dealing with crime and ASB in their area (70% RPS)
- b) believe that the police are doing either an excellent or good job in their area (72% PAS)

Both these measures show improvement over the last 12 months

The 72% result in the PAS survey is better than the London average by 5%

Crime is a top concern

- Crime remains the (joint⁷) top concern for residents with 30% saying it is one of their top three concerns in the 2013 RPS
- This level of concern is 1% down from one year ago and 6% less than the London average

Increasing satisfaction

There is increasing satisfaction with the majority Barnet's services including policing: In the 2013 Residents Perception Survey the proportion of residents who rated policing as 'excellent' or 'good' was up 4% from the previous year and 4% above London average⁸

Cohesion remains high in Barnet

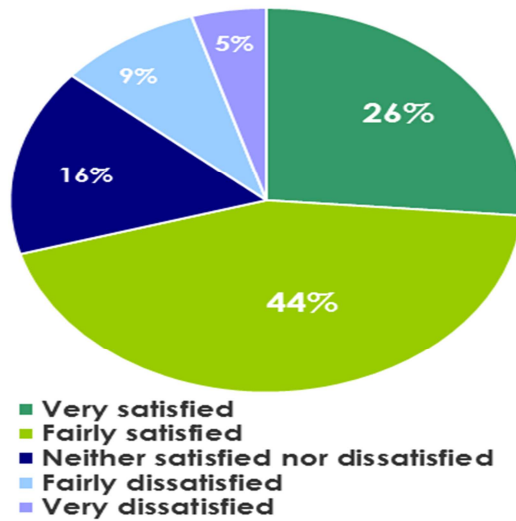
84% of residents agree that 'people from different backgrounds get on well together in Barnet' - up 1% from the previous year and in line with the long term level

Also the proportion of residents that 'disagree' that 'people from different backgrounds get on well together in Barnet' has been on a continuous downward trend since 2008/9, now standing at 7% down from 17% in 2008/09.

⁷ Joint top concern along with road conditions

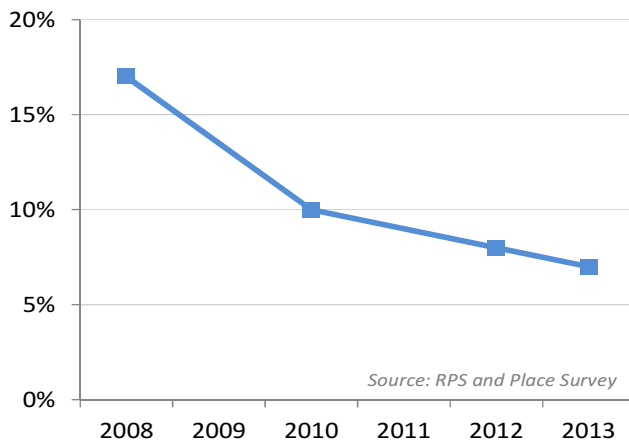
⁸ Note: users of the service rated it even higher (63% excellent or good)

How satisfied are you that Barnet Police and Barnet Council are dealing with antisocial behaviour and crime in your local area?



Improving community cohesion

Proportion of residents who 'disagree' that people from different backgrounds get on well together in Barnet.



However, there are a number of areas in relation to confidence and engagement that the Partnership will improve over the next 12 months:

- i. Keeping the community informed about how we are responding to crime and ASB - the Barnet Crime and Community Safety Survey 2011 showed this was the aspect the community rated the Safer Communities Partnership least strongly on – this is backed up by the findings of the latest PAS surveys which indicate the community would like more information about policing in the borough.
- ii. Improve community confidence that Partnership listens and acts on concerns re crime and ASB

Improved Performance Management

Barnet has an evidence-based approach to community safety. The Safer Communities Partnership Board (SCPB) monitors long-term trends, short-term exceptions, and compares Barnet's crime rates and performance to peers (including London, National and Most Similar Group areas).

Scan-Analyse-Respond-Assess

Scanning

The Safer Communities Partnership Board Performance Report has been re-designed for improved clarity, accuracy, and consistency.

The report has a core content focused around MOPAC7 and the partnership's strategic priorities; keeps to a consistent format so the Board can compare easily across reports; and provides a clearer picture of long and short-term performance.

Analysis

In-depth analysis is conducted for strategic level problems identified through scanning in order to understand the underlying causes well enough to identify appropriate interventions to reduce or remove the problem.

The Safer Communities Partnership subgroups own the problem and use this analysis to help identify appropriate strategies and partnership resources to tackle the problem.

Response (examples)

- Winter burglary peak identified >> [response](#)>> Winter burglary prevention campaign featuring prevention advice and equipment (e.g. timer switches) based on specific type of burglary that increases during that period.
- Cross-border burglary identified as significant issue >> [response](#)>> Increase in ANPR operations and strategy to increase ANPR coverage on the borough.
- Identified that rate of crime impacting on young people is higher in a particular area than rest of borough >> [response](#)>> Targeted and Effective Interventions Proposal for increase in youth outreach and positive activities in the area.

Assessment

The final part of the SARA process is assessing the impact of the interventions, identifying what has or has not worked and how to improve the effectiveness of the interventions. An example is the evaluation of the Integrated Offender Management programme. The evaluation enabled an estimation of what the impact would be of expanding the IOM cohort and identified this is a viable crime reduction strategy for Barnet.

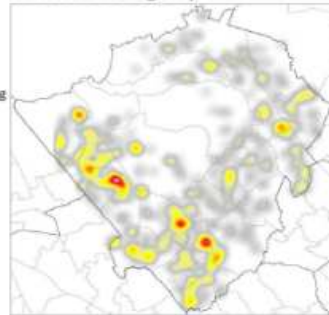
SCPB Performance Report (extracts)

Residential Burglary		Latest Quarter		Rolling 12 months performance			Peer comparison (to Aug 31st)		Monthly exceptions (unusually high or low volume)		
RAG	Positive / Negative factors	Volume (Jul - Sep)	Change vs. previous year	Volume (to Sep 30th)	Change vs. previous year (to Sep 30th)	Change vs. 11/12 baseline (to Aug 31st)	Similar group rank	London rank	Aug-13	Jul-13	Jun-13
●	<ul style="list-style-type: none"> Reduction vs. 2011 baseline Reduction rolling 12 months Recent exceptions: Low volume (Jun) Last quarter decrease 	599	-19%	3102	-7.7%	-9.3%	12/15	23/32	●	●	▼

Monthly volume - Trend



Where is burglary



Latest Quarter
(3 mths to 13 sep)

Commentary

Overall: Since the very high levels between Nov 2012 – Jan 2013 the rate in Barnet has been on a sharp downward trend, falling at a much sharper rate than London and the group of similar areas

Recent trends:

- Main problem area recently is Hendon. Nb. NW4 Hendon is currently a hotspot for various offences (including Burglary Res, Non res plus other acquisitive crimes)

About to enter seasonal winter peak:

- Between Nov to Feb the level of burglary can be double that of the summer weeks
- There is usually a jump in offences when the clocks go back

Overview dashboard

		Recent Quarter		Recent 12 months performance			Peer comparison (to Aug 31st)		Monthly exceptions (unusually high or low volume)		
RAG	Positive / Negative factors	Volume (Jul - Sep)	Change vs. previous yr	Volume	Change vs. previous yr	Change vs. 11/12 baseline	Similar group rank	London rank	Aug-13	Jul-13	Jun-13
Burglary	<ul style="list-style-type: none"> Reduction vs. 2011 baseline Last 12M reduction Recent exceptions: Low volume Jun and May Last quarter decrease 	906	-14%	4474	-5.8%	-8.9%			●	●	▼
Residential Burglary	<ul style="list-style-type: none"> Reduction vs. 2011 baseline Reduction rolling 12 months Recent exceptions: Low volume (Jun) Last quarter decrease 	599	-19%	3102	-7.7%	-9.3%	12/15	23/32	●	●	▼
Non - Residential burglary	<ul style="list-style-type: none"> Reduction vs. 2011 baseline Reduction rolling 12 months Last quarter decrease Current reduction is smaller than target 	283	-10%	1372	-1.2%	-4.9%	8/15	19/32	●	●	●
Robbery	<ul style="list-style-type: none"> Reduction vs. 2011 baseline Reduction rolling 12 months Recent exceptions: Aug 	171	-38%	891	-21.8%	-25.7%	7/15	9/32	▼	●	●
Violent crime	<ul style="list-style-type: none"> Reduction vs. 2011 baseline Lowest rate of all London boroughs and Similar areas Increase rolling 12 months Last quarter increase 	366	6%	1477	1.9%	-4.0%	1/15	1/32	●	●	●

Delivery 2013/14

Increased commissioning and partnership with the voluntary sector

Barnet Safer Communities Partnership has developed a new commissioning model and increased partnership working with the voluntary sector to respond to crime and ASB. By more closely aligning partner resources around a preventative agenda, the partnership aims to reduce offending and re-offending and the associated impact on public services. Commissioned services include:

Community Coaches service

Community coaches is a life coaching service developed in Barnet using locally trained volunteers to work with disadvantaged individuals and families. The project formed part of the Borough's commitment to using early intervention and prevention as a means of supporting families and individuals at risk of developing multiple complex needs that may require high cost public service interventions. A local prototype demonstrated a 46% reduction by clients in engagement with wider public services, and a 52% reduction in risk to others. Based on the success of the project, we have now commissioned and extension of this service where individuals will be referred on the basis of their risk of criminal behaviour. Home Start will deliver this service on behalf of the partnership.

Neighbourhood Justice Panel scheme

MOPAC have provided funding to deliver Neighbourhood Justice Panels NJP. NJP's are individual restorative justice interventions led by trained volunteer facilitators which bring together 'victims and offenders' or 'parties in dispute' to discuss the impact of low level crime or anti- social behaviour and agree the best resolution, including reparation. Victim support have been commissioned to deliver this service.

Conditional Cautions scheme

Conditional cautions are an out-of-court disposal to provide an effective, swift and speedy resolution in appropriate cases. The proposal is to increase use of conditional cautions to reduce alcohol related crime and anti-social behaviour. This project is funded by MOPAC and will be delivered by Westminster Drugs Project.

Burglary prevention delivered in 2013/14

Winter Burglary Awareness campaign

25,000 leaflets and 3000 timer switches/window alarms have been distributed in burglary hotspot areas. Additionally over 30,000 residents have received the leaflet via Neighbourhood Watch Schemes Watch.

Crime Prevention Open Days

Includes an open day held at Colindale Police Station and Hendon Library in October/November 2013 targeting an audience of over 200, who were surveyed and provided with burglary prevention advice.

Safer Homes Scheme

A scheme funded by MOPAC where vulnerable households within burglary hotspot areas are offered a free safety audit of their property. Repeat burglary victims, vulnerable adults have been specifically targeted. A range of security improvements are suggested and installed.

Home Fire Safety Checks

We are working in partnership with the London Fire Brigade and have identified over 8000 adults with varying disabilities. The London Fire Brigade have already carried out over 2435 free home fire safety visits to Barnet residents in 2013-14 many of which were vulnerable adults.

Hate crime

To increase hate crime reporting we have established over 20 third party reporting sites and a further 13 safer spots where victims of crime can attend in a safe environment. Community Safety has also worked closely with Mencap and Your Choice in relation to the under reporting of hate crime, and safeguarding, scheduling a number of hate crime awareness seminars during 2012 and 2013. Mencap received an award from the Metropolitan police for their partnership work in this area.

Domestic Violence

- **New webpage** - for DV and MARAC, which outlines referral pathways for different agencies and council departments.
- **Community engagement** - We have promoted our domestic violence services to all residents through features included in Barnet First magazine and community engagement events delivered during Safe Guarding month.
- **Commissioning services** - Solace Women's Aid are commissioned to deliver DV Services. Other services commissioned include refuges, an independent DV Advocacy and Support Service, Independent DV Advocate for the Specialist Domestic Violence Court, a perpetrator service delivered by Domestic Violence Intervention Programme and the West London Rape Crisis Service.

Reducing Anti-social behaviour

Dispersal zone

The continued reduction in ASB has coincided with Barnet implementing dual enforcement tactics with a Designated Public Place Order which targets street based ASB and a Tri-borough dispersal zone. Police stats indicate a 33% reduction in total crime in the dispersal zone during the six-month period that the zone was active.

Unauthorised encampments

As a result of new legislation we have put in place a partnership protocol to manage the unauthorised encampments and unlawful occupations. This has been particularly useful, as recently the borough has seen an increase in unlawful encampments. The work put into writing, consulting and agreeing the protocol has been worthwhile. As we have seen when partners have recently been confronted with a problem they are able, through a clear understanding of roles and responsibilities, to respond quickly, effectively and appropriately - whether this has been on public, private or parks / open spaces. This has resulted in minimal damage, cost, and disruption to the community.

Contact officers:

Kiran Vagarwal
Head of Community Safety
Barnet Council
Kiran.vagarwal@barnet.gov.uk

Peter Clifton
Barnet Community Safety Team
Barnet Council
Peter.clifton@barnet.gov.uk

