

<b><u>MEETING</u></b>
<b>SAFER COMMUNITIES PARTNERSHIP BOARD</b>
<b><u>DATE AND TIME</u></b>
<b>FRIDAY 25TH JANUARY, 2019</b>
<b>AT 10.00 AM</b>
<b><u>VENUE</u></b>
<b>HENDON TOWN HALL, THE BURROUGHS, LONDON NW4 4BQ</b>

Dear Councillors,

Please find enclosed additional papers relating to the following items for the above mentioned meeting which were not available at the time of collation of the agenda.

Item No	Title of Report	Pages
1.	<p>LONDON FIRE BRIGADE UPDATE TO SCPB</p> <ul style="list-style-type: none"> <li>• Current LFB performance Barnet</li> <li>• Emerging trends/patterns in Barnet, volume of different kinds of fires etc.</li> <li>• What the challenges are</li> <li>• Key areas for partnership to focus on re these challenges</li> </ul> <p><b>Steve Leader</b> London Fire Brigade Borough Commander for Barnet</p>	3 - 10

Tracy Scollin 020 8359 2315 [tracy.scollin@barnet.gov.uk](mailto:tracy.scollin@barnet.gov.uk)

This page is intentionally left blank

# Safer Communities Partnership Board

25<sup>th</sup> January 2019

## London Fire Brigade Update

**Steve Leader**  
London Fire Brigade  
Borough Commander for Barnet

AGENDA ITEM 8



<b>Performance Overview</b>	page 3
<b>Emerging trends and patterns in Barnet</b>	page 4
<b>The challenges</b>	page 5

# Current LFB performance Barnet







- Statistical Bulletin – date range Oct 2017 – Jan 2019

Area	Fire Ser Inj	Ars on Inc	Dwell Fires	Out Rub Fires	Fires - CH & SH	HFSV by Staff	P1 HFSV - Vol	P1 HFSV - %	HFSV - Risk Area	Time Spent on CS	Non Dom Fire RRO	AFA's Non Dwell	Shut in Lift
Barnet	Red	Green	Yellow	Green	Green	Green	Red	Green	Green	Green	Yellow	Yellow	Red
Camden	Green	Green	Green	Green	Green	Green	Green	Green	Yellow	Green	Green	Green	Green
Ealing	Red	Green	Green	Green	Red	Green	Green	Green	Green	Green	Green	Yellow	Red
Enfield	Green	Green	Green	Green	Red	Green	Green	Green	Green	Green	Green	Green	Green
Haringey	Green	Yellow	Green	Green	Green	Green	Green	Green	Yellow	Green	Green	Red	Red
Harrow	Green	Green	Green	Yellow	Green	Green	Green	Green	Green	Green	Green	Green	Red
Hillingdon	Red	Green	Yellow	Yellow	Green	Green	Red	Green	Green	Green	Green	Green	Red
Hounslow	Green	Green	Green	Green	Green	Red	Yellow	Green	Green	Green	Green	Red	Red
Brent	Red	Green	Green	Green	Green	Green	Green	Green	Green	Yellow	Red	Red	Red

# Trends / patterns in Barnet ( 1 of 3)

Indicator	12 month rolling actual	Target	Difference	12 month rolling trend	Year to date	Year to date target
CX3E - Fire related serious injuries	20	17	+17.6 %		14	14
IP2 - Arson incidents - all deliberate fires	109	133	-18.0 %		94	111
H2 - Dwelling fires - all	235	223	+5.4 %		178	186
IP3 - Outdoor rubbish fires - all	138	163	-15.3 %		122	136

# Trends / patterns in Barnet ( 2 of 3)

Indicator	12 month rolling actual	Target	Difference	12 month rolling trend	Year to date	Year to date target
H4 - Fires in care homes & sheltered housing	18	23	-21.7 %		13	19
H8 - HFSVs by LFB staff	3,177	3,168	+0.3 %		244800%	2,640
CX5 - P1 HFSVs - high risk people/places	2,524	2,534	-0.4 %		1,931	2,112
CX5ii - P1 HFSVs - high risk people/places %	100%	80%	+24.5 %		91.4%	80%
CX5iii - HFSVs - area risk (geographic borough)	3,316	1,830	+81.2 %		2,568	1,525
CO1 - Time spent by station staff on CS	13.5%	10%	+34.9 %		0	0

# Trends / patterns in Barnet (3 of 3)

Indicator	12 month rolling actual	Target	Difference	12 month rolling trend	Year to date	Year to date target
H3 - Non domestic primary fires in RRO properties	58	57	+1.8 %		46	48
H11 - AFAs - non dwelling	519	479	+8.4 %		403	399
IP8 - Shut in lift releases	109	77	+41.6 %		78	64



# Emerging trends and patterns

- Primary Fire Injuries
- Dwelling Fires
- Non Domestic fires
- Automatic fire alarms
- Persons shut in lifts

# The Challenges

- Highlighting Vulnerable people
- Individual risk
- Hoarders
- Post Grenfell
- High Rise Buildings